

ORDINANCE 2015-10

AN ORDINANCE OF THE CITY OF LAKE WALES, POLK COUNTY, FLORIDA, RATIFYING, APPROVING, ACCEPTING AND ADOPTING A 5-YEAR CAPITAL IMPROVEMENT PLAN FOR FISCAL YEARS 2015/16 THROUGH 2019/20; REPEALING ALL ORDINANCES IN CONFLICT WITH THIS ORDINANCE AND PROVIDING FOR AN EFFECTIVE DATE.

WHEREAS, the estimates of expenditures for the payment of all necessary and ordinary and all special extraordinary expenses contemplated for the implementation of Year 1 of the 5-Year Capital Improvement Plan for the City of Lake Wales, Polk County, Florida, for the Fiscal Years 2015/16 through 2019/20 have been incorporated into the Fiscal Year 2015-2016 Operating Budget of the City of Lake Wales and adopted by Ordinance 2015-10; and

WHEREAS, appropriation of all impact fees, grant proceeds, developer contributions, loan proceeds, private contributions and general revenues identified in the 5-Year Capital Improvement Plan as sources for the payment of expenses necessary to implement Year 1 of said plan has been incorporated into the Fiscal Year 2015-2016 Operating Budget of the City of Lake Wales and adopted by Ordinance 2015-10,

NOW THEREFORE BE IT ENACTED by the City Commission of the City of Lake Wales, Polk County, Florida:


Section 1. That the equipment acquisitions and facilities and infrastructure improvements contemplated in the 5-Year Capital Improvement Plan for the City of Lake Wales, Polk County, Florida, for the Fiscal Years 2015/16 through 2019/20, which Plan is incorporated into this ordinance as Schedule "A", shall be and the same are hereby ratified, approved, confirmed, accepted and adopted as the Capital Improvement Plan for the ensuing 5-year period.

Section 2. That the estimates of expenditures for the payment of all necessary and ordinary and all special extraordinary expenses contemplated for the implementation of the 5-Year Capital Improvement Plan for the City of Lake Wales, Polk County, Florida, for the Fiscal Years 2015/16 through 2019/20, which Plan is incorporated into this ordinance as Schedule "A", shall be and the same are hereby ratified, approved, confirmed, accepted and adopted as the Capital Improvement Budget for acquisition of land and capital equipment and for improvements to facilities and infrastructure for the ensuing 5-year period.

Section 3. That all ordinances and parts of ordinances in conflict herewith are hereby repealed.

Section 4. That this ordinance shall take effect immediately upon its adoption.

CERTIFIED AS TO ADOPTION this 15th day of September, 2015.



Mayor/Commissioner

ATTEST:



City Clerk Clara VanBlargan, MMC

**City of Lake Wales
5 Year Capital Improvement Plan
FY 2015/16 - 2019/20**



**City of
Lake Wales**

201 Central Ave. W.
P.O. Box 1320
Lake Wales, FL 33859-1320
Phone (863) 678-4182
Fax (863) 678-4180

Content

	<u>Page</u>
Summary Memo	1
Ordinance 2015-10	3
Cost Distribution Charts	4
Schedule A - Summary by Department	6
Schedule B - Summary by Function	10
Schedule C - Summary by Asset Type	14
Detail by Department:	
Community Revitalization/Economic Development	18
Fire Department	27
Information Technology	35
Library	50
Police Department	55
Public Works/Airport	66
Public Works/Cemetery Division	78
Public Works/Parks & Recreation	84
Public Works/Streets Division	105
Public Works/Utilities	115
Public Works/Facilities Maintenance	144

Draft - Working Document
8/11/2015

Draft Document for Discussion Purposes Only
MEMORANDUM

September 3, 2015

TO: Honorable Mayor and City Commissioners

VIA: Kenneth Fields, City Manager

FROM: Dorothy Ecklund, Finance Director

SUBJECT: Ordinance 2015-10, Five-Year Capital Improvement Plan FY2015/16 - FY2019/20 – 1st Reading

SYNOPSIS: The Commissioners will consider adopting the Five-Year Capital Improvement Plan for fiscal years 2015/16 through 2019/20.

RECOMMENDATION

It is recommended that the City Commission approve after first reading Ordinance 2015-10 adopting the Five-Year Capital Improvement Plan for fiscal years 2015/16 through 2019/20.

BACKGROUND

In accordance with section 6.05 of the City Charter, Ordinance 2015-10 adopts the proposed 5-year Capital Improvement Plan (CIP) for the period FY2015/16 through FY2019/20. Capital improvements and capital acquisitions proposed for Year 1 of the 5-Year plan are incorporated into the FY15'16 operating budget, as are appropriation of funding sources necessary to implement Year 1 of the plan.

The 5-Year CIP document includes all capital facility and infrastructure improvements which staff believes should be undertaken during the next five years and supporting information to explain the necessity for the improvements. In addition, the CIP includes all capital equipment proposed for acquisition during this period. Cost estimates, method of funding and time schedule for the proposed improvements and equipment acquisitions are identified in the document.

The proposed 5-Year CIP totals \$46,866,606 and includes \$250,000 in land acquisition, \$3,026,715 in building improvements/acquisitions, \$39,001,713 in infrastructure and recreation improvements, \$3,606,778 in equipment acquisition, and \$981,400 in other capital outlay. Schedule "C", within the 5-year CIP, provides a detail listing of each asset type.

Improvements and equipment needs for the next 5 years were submitted by department heads with a justification of necessity and a recommended time schedule for completion or acquisition. These requests were prioritized by the City Manager in view of the available funding resources and urgency of need.

FISCAL IMPACT

Funding of the CIP will be accomplished through utilization of existing cash surpluses and current year operating revenues, future grants, private contributions, leases/debt service issuances, and impact fees. Growth related improvements will be funded by impact fees.

Costs of all capital improvements and equipment acquisitions are distributed over 5 years as follows:

Year 1 - FY2015/16	11,504,661
Year 2 - FY2016/17	17,612,913
Year 3 - FY2017/18	6,875,307
Year 4 - FY2018/19	3,827,118
Year 5 - FY2019/20	7,046,607
5 Year Total	<hr/> 46,866,606

All items scheduled for Year 1 are included in the proposed FY15'16 operating budget presented to the City Commission for consideration.

ATTACHMENTS

Ordinance 2015-10

5 Year Capital Improvement Plan

ORDINANCE 2015-10

AN ORDINANCE OF THE CITY OF LAKE WALES, POLK COUNTY, FLORIDA, RATIFYING, APPROVING, ACCEPTING AND ADOPTING A 5-YEAR CAPITAL IMPROVEMENT PLAN FOR FISCAL YEARS 2015/16 THROUGH 2019/20; REPEALING ALL ORDINANCES IN CONFLICT WITH THIS ORDINANCE AND PROVIDING FOR AN EFFECTIVE DATE.

WHEREAS, the estimates of expenditures for the payment of all necessary and ordinary and all special extraordinary expenses contemplated for the implementation of Year 1 of the 5-Year Capital Improvement Plan for the City of Lake Wales, Polk County, Florida, for the Fiscal Years 2015/16 through 2019/20 have been incorporated into the Fiscal Year 2015-2016 Operating Budget of the City of Lake Wales and adopted by Ordinance 2015-10; and

WHEREAS, appropriation of all impact fees, grant proceeds, developer contributions, loan proceeds, private contributions and general revenues identified in the 5-Year Capital Improvement Plan as sources for the payment of expenses necessary to implement Year 1 of said plan has been incorporated into the Fiscal Year 2015-2016 Operating Budget of the City of Lake Wales and adopted by Ordinance 2015-10,

NOW THEREFORE BE IT ENACTED by the City Commission of the City of Lake Wales, Polk County, Florida:

Section 1. That the equipment acquisitions and facilities and infrastructure improvements contemplated in the 5-Year Capital Improvement Plan for the City of Lake Wales, Polk County, Florida, for the Fiscal Years 2015/16 through 2019/20, which Plan is incorporated into this ordinance as Schedule "A", shall be and the same are hereby ratified, approved, confirmed, accepted and adopted as the Capital Improvement Plan for the ensuing 5-year period.

Section 2. That the estimates of expenditures for the payment of all necessary and ordinary and all special extraordinary expenses contemplated for the implementation of the 5-Year Capital Improvement Plan for the City of Lake Wales, Polk County, Florida, for the Fiscal Years 2015/16 through 2019/20, which Plan is incorporated into this ordinance as Schedule "A", shall be and the same are hereby ratified, approved, confirmed, accepted and adopted as the Capital Improvement Budget for acquisition of land and capital equipment and for improvements to facilities and infrastructure for the ensuing 5-year period.

Section 3. That all ordinances and parts of ordinances in conflict herewith are hereby repealed.

Section 4. That this ordinance shall take effect immediately upon its adoption.

CERTIFIED AS TO ADOPTION this _____ day of September, 2015.

Mayor/Commissioner

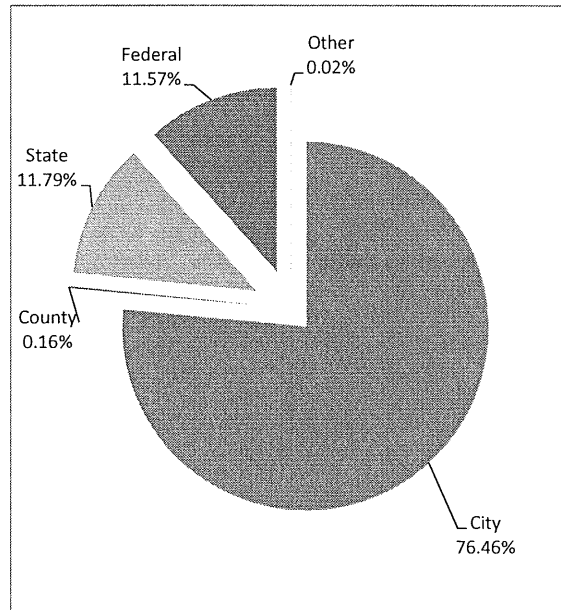
ATTEST:

City Clerk

City of Lake Wales
 Five-Year Capital Improvement Plan FY 15'16 - 19'20
 Cost Distribution by Funding Source and Fiscal Year

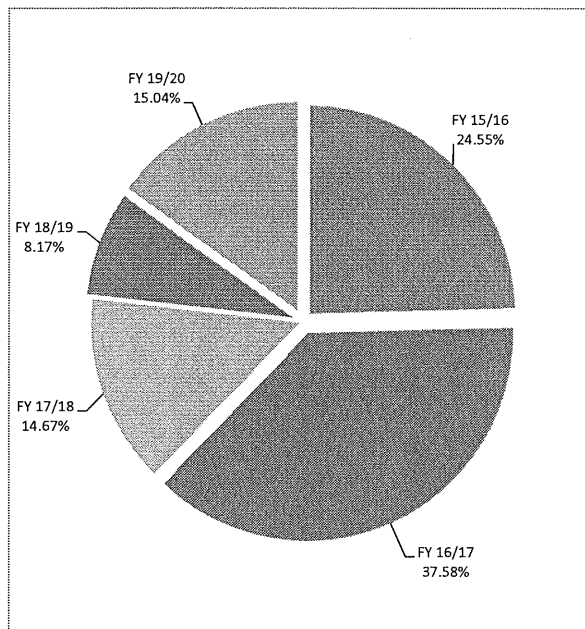
Cost Distribution By Funding Source (Schedule A):

City	35,832,363	76.46%
County	75,000	0.16%
State	5,526,393	11.79%
Federal	5,422,850	11.57%
Other	10,000	0.02%
Total Distribution by Funding Source:	46,866,606	100.00%



Cost Distribution By Fiscal Year (Schedule A):

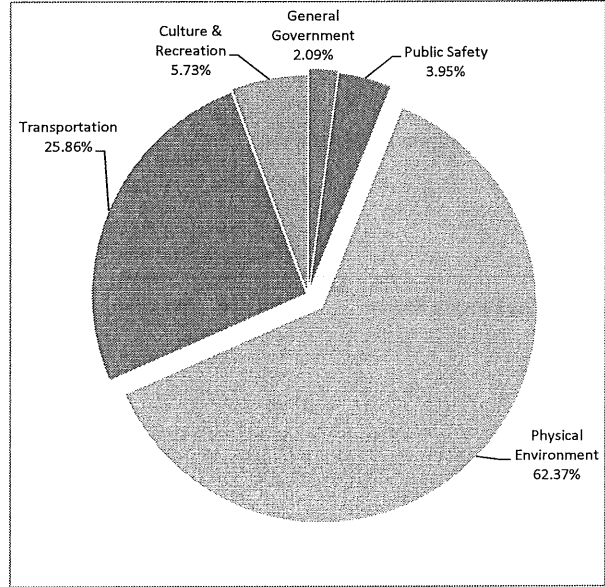
15/16	11,504,661	24.55%
16/17	17,612,913	37.58%
17/18	6,875,307	14.67%
18/19	3,827,118	8.17%
19/20	7,046,607	15.04%
Total Distribution by Fiscal Year:	46,866,606	100.00%



City of Lake Wales
 Five-Year Capital Improvement Plan FY 15'16 - 19'20
 Cost Distribution by Functional Activity and Asset Type

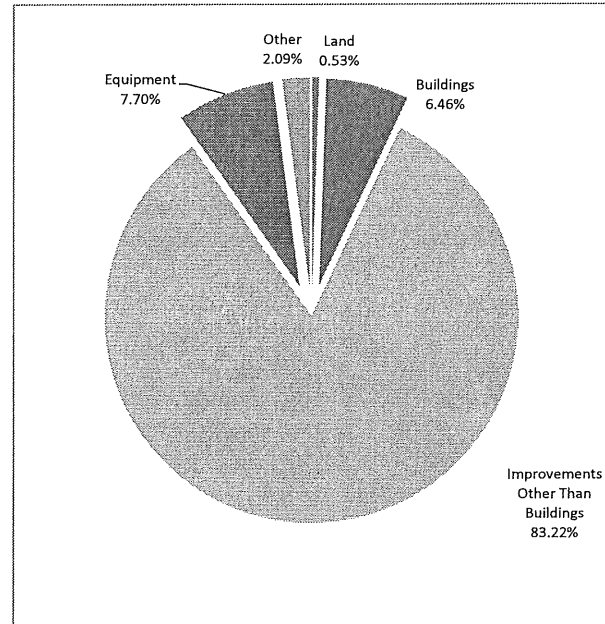
Cost Distribution By Functional Activity (Schedule B)

General Government	978,300	2.09%
Public Safety	1,850,356	3.95%
Physical Environment	29,231,892	62.37%
Transportation	12,121,897	25.86%
Culture & Recreation	2,684,161	5.73%
Total Distribution by Functional Activity	46,866,606	100.00%



Cost Distribution By Asset Type (Schedule C):

Land	250,000	0.53%
Buildings	3,026,715	6.46%
Improvements Other Than Buildings	39,001,713	83.22%
Equipment	3,606,778	7.70%
Other	981,400	2.09%
Total Distribution by Asset Type:	46,866,606	100.00%



**ORDINANCE 2015-10
 SCHEDULE "A" - Summary by Department
 5 Year Capital Improvement Plan FY 15'16 - 19'20**

Summary by Department

Description	Dept.	Function Code	Asset Type	Impact Fee Elig.	Grant/Financing	Funding Sources					TOTAL	Fiscal Year					5-YEAR TOTAL
						City	County	State	Federal	Other		15/16	16/17	17/18	18/19	19/20	
Community Redevelopment:																	
1 Entryway Improvements	Econ. Dev.	530	I			225,000					15,000	85,000	125,000			225,000	
2 Landscaping & Signage - LLBP	Econ. Dev.	530	I			50,000					50,000					50,000	
3 Signage - Historic Markers	Econ. Dev.	530	I		Yes	11,400		11,400			7,600	7,600	7,600			22,800	
4 Scenic Highway Improvements	Econ. Dev.	530	I		Yes	60,000			100,000							160,000	
5 Rehab Parking Lot @ Stuart/Welmore	Econ. Dev.	530	I			75,000					75,000					75,000	
6 Demolition of Condemned Structures	Econ. Dev.	530	I			75,000					75,000					75,000	
7 Fixed Pedestal Newspaper Racks	Econ. Dev.	530	E			30,000					30,000					30,000	
Total Community Redevelopment						528,400	-	11,400	100,000	-	120,000	142,600	367,600	7,600	-	637,800	
Fire Department:																	
1 Vehicles - Mini Pumper	Fire	520	E		Yes	220,000					220,000					220,000	
2 Vehicles - Command Vehicle	Fire	520	E		Yes	40,000					40,000					40,000	
3 Equipment - Airpacks	Fire	520	E			191,400								191,400		191,400	
4 Vehicles - Chiefs Car	Fire	520	E		Yes	26,000					26,000					26,000	
5 Vehicles - Rescue Boat	Fire	520	E			20,000					20,000					20,000	
6 Equipment - Thermal Imaging Camera	Fire	520	E			6,000					6,000					6,000	
Total Fire Department						503,400	-	-	-	-	252,000	40,000	20,000	191,400	-	503,400	
Information Technology:																	
1 Motomesh Expansion	IT	510	E			16,000						16,000				16,000	
2 MS Office Upgrade	IT	510	E			50,000						50,000				50,000	
3 Core Network Firewall/UTM Replacements	IT	510	E			20,000						20,000				20,000	
4 Server Farm HD Expansion/VMWare	IT	510	E			40,000					40,000					40,000	
5 Network Switch Replacement	IT	510	E			5,000					5,000					5,000	
6 Canopy Point-to-Multipoint Expansion	IT	510	E			28,000						28,000				28,000	
7 Network Switch Replacement	IT	510	E			25,000						25,000				25,000	
8 DVR Admin Building	IT	510	E			6,000						6,000				6,000	
9 E-mail Archiving Solution	IT	510	E			18,000						18,000				18,000	
10 Security system	IT	510	E			2,000					2,000					2,000	
11 Audio/Video Upgrades for the City Commission Ch:	IT	510	E			75,000						75,000				75,000	
12 Streaming Commission Meetings	IT	510	E			7,000					7,000					7,000	
13 Document Management System	IT	510	E			30,000						30,000				30,000	
Total Information Technology						322,000	-	-	-	-	54,000	268,000	-	-	-	322,000	
Library:																	
1 Library - Flooring	Library	570	B			2,500					2,500					2,500	
2 Gutters and Downspouts	Library	570	B			2,000					2,000					2,000	
3 Books and Materials	Library	570	O	Yes		375,000					75,000	75,000	75,000	75,000	75,000	375,000	
Total Library						379,500	-	-	-	-	79,500	75,000	75,000	75,000	75,000	379,500	

**ORDINANCE 2015-10
SCHEDULE "A" - Summary by Department
5 Year Capital Improvement Plan FY 15'16 - 19'20**

Summary by Department

Description	Dept.	Function Code	Asset Type	Impact Fee Elig.	Grant/Financing	Funding Sources					TOTAL	Fiscal Year					5-YEAR TOTAL		
						City	County	State	Federal	Other		15/16	16/17	17/18	18/19	19/20			
Police Department:																			
1 Facility - Firing Range Upgrades	Police	520	I	Yes 1/2		35,000						35,000					35,000		
2 Generator - Police Headquarters	Police	520	E			70,000						70,000					70,000		
3 Investigative Equipment	Police	520	E		Yes			15,000				15,000					15,000		
4 Vehicles - PD Canine Unit	Police	520	E		Yes	200,104						200,104					200,104		
5 Vehicles - PD Unmarked	Police	520	E		Yes	261,651						261,651					261,651		
6 Vehicles - PD Marked	Police	520	E		Yes	671,201						671,201					671,201		
7 Other Equipment	Police	520	E		Yes	14,000						14,000					14,000		
8 Building soffit and fascia	Police	520	B			50,000						50,000					50,000		
9 Security Gate	Police	520	E			30,000						30,000					30,000		
Total Police Department						1,331,956		15,000				1,346,956	343,280	351,644	240,207	181,618	230,207	1,346,956	
Airport:																			
1 Land	Airport	540	L		Yes	7,500		7,500	135,000			150,000				150,000	150,000		
2 East Apron Hangar Development	Airport	540	B		Yes	477,000		1,908,000				2,385,000					2,385,000		
3 Airport Apron Construction	Airport	540	I		Yes	49,900		49,900	898,200			998,000					998,000		
4 Airport Apron Construction (FBO)	Airport	540	I		Yes	22,000		22,000	396,000			440,000					440,000		
5 Parking - Airport - Automobile	Airport	540	I		Yes	28,800		115,200				144,000					144,000		
6 Landside Access & Parking	Airport	540	I		Yes	109,200		436,800				546,000					546,000		
7 Landside Access & Parking	Airport	540	I		Yes	639,202		2,225,602	1,987,232			4,852,036					4,852,036		
8 Precision Approach to Runway 6	Airport	540	I		Yes	7,150		7,150	128,700			143,000					143,000		
9 Vehicle - Airport Fuel Truck	Airport	540	E		Yes	40,000						40,000					40,000		
10 Master Plan - Airport	Airport	540	O		Yes	2,841		2,841	127,718			133,400					133,400		
Total Airport						1,383,593		4,774,993	3,672,850			9,831,436	1,233,036	3,349,000	3,385,000	1,148,000	716,400	133,400	9,831,436
Cemetery:																			
1 Road Improvements - Cemetery	Cemetery	530	I			180,000						180,000					180,000		
2 Mausoleum Roof Replacement	Cemetery	530	B			3,215						3,215					3,215		
3 Mowers - Cemetery	Cemetery	530	E			20,000						20,000			10,000		20,000		
5 Utility Vehicle	Cemetery	530	E			18,000						18,000			10,000		28,000		
Total Cemetery						221,215						221,215	28,000	183,215	10,000		143,000	40,000	221,215
Parks & Recreation:																			
1 NW Complex Improvements	Pk&Rec.	570	I			553,000						553,000					553,000		
2 Gazebo - Lake Wailes Park	Pk&Rec.	570	I	Yes		35,000						35,000			76,000		351,000		
3 Park Improvements - Boat Ramp Parking	Pk&Rec.	570	I	Yes				100,000				100,000					35,000		
4 Park Improvements - Kiwanis Park	Pk&Rec.	570	I	Yes		20,000		250,000				270,000			100,000		100,000		
5 Park Improvements - Lake Wailes Park	Pk&Rec.	570	I	Yes		40,000		350,000				390,000			150,000		270,000		
6 Park Improvements - Pram Fleet Area	Pk&Rec.	570	I	Yes		50,000						50,000			50,000		390,000		
7 Park Improvements - Mobley Park	Pk&Rec.	570	I			20,000						20,000					50,000		
8 Spook Hill/Parks Signage	Pk&Rec.	570	I			25,000						25,000			20,000		20,000		
9 Park Improvements-Lincoln Ave	Pk&Rec.	570	I			15,000						15,000			12,000		25,000		
10 Facility Improvements - Soccer Complex	Pk&Rec.	570	I	Yes		311,000		75,000	25,000			411,000			203,500		15,000		
11 Playground Equipment - Crystal Lake	Pk&Rec.	570	I			5,000			10,000			15,000			5,000		421,000		
12 Hardman Complex - Kirkland Gymnasium	Pk&Rec.	570	B			115,000						115,000			30,000		5,000		
13 Depot Duplex	Pk&Rec.	570	B			5,000						5,000			5,000		115,000		
14 Boom Sprayer - Recreation Facilities	Pk&Rec.	570	E			5,000						5,000			5,000		5,000		
15 Mowers - Parks Division	Pk&Rec.	570	E			70,000						70,000			35,000		70,000		
16 Tractors - Parks Division	Pk&Rec.	570	E			118,000						118,000			45,000		118,000		
17 Vehicles - Parks Division	Pk&Rec.	570	E		Yes	67,307						67,307			28,000		67,307		
18 Vehicles - Public Service Admin	Pk&Rec.	570	E		Yes	19,200						19,200			45,000		19,200		
19 Vehicles	Pk&Rec.	570	E		Yes	21,154						21,154			19,200		19,200		
Total Parks & Recreation						1,494,661		75,000	725,000		10,000	2,304,661	437,661	885,000	466,000	396,000		2,304,661	
Street Division:																			

**ORDINANCE 2015-10
SCHEDULE "A" - Summary by Department
5 Year Capital Improvement Plan FY 15'16 - 19'20**

Summary by Department

Description	Dept.	Function Code	Asset Type	Impact Fee Elig.	Grant/Financing	Funding Sources					Fiscal Year					5-YEAR TOTAL		
						City	County	State	Federal	Other	TOTAL	15/16	16/17	17/18	18/19		19/20	
1 Roads/Alleys Resurfacing	Streets	540	I			1,700,000					1,700,000	100,000	400,000	400,000	400,000	1,700,000		
2 Sidewalk Construction	Streets	540	I			250,000					250,000	25,000	75,000	75,000		250,000		
3 Central Avenue Railroad Crossing	Streets	540	I			100,000					100,000	100,000				100,000		
4 Backhoe - Streets Div	Streets	540	E			60,000					60,000	60,000				60,000		
5 Mowers - Streets Div	Streets	540	E			35,000					35,000	35,000				35,000		
6 Safety Lighting - School Zones	Streets	540	E			52,000					52,000	20,000	17,500	17,500		52,000		
7 Sweeper Tractor	Streets	540	E			30,000					30,000	30,000				30,000		
8 Vehicle - Streets Div	Streets	540	E		Yes	63,461					63,461	42,307	21,154			63,461		
Total Street Division						2,290,461					2,290,461	187,307	702,154	508,500	417,500	475,000	2,290,461	
Utility System:																		
1 Land - Burns Avenue Plant	Ut - Water	530	L	Yes		100,000					100,000					100,000		
2 Bathrooms - Water Plants	Ut - Water	530	B			13,000					13,000					13,000		
3 Asbestos/Cement Pipe Removal	Ut - Water	530	I		Yes - Series 2016	900,000					900,000					900,000		
4 Lift Station Pump Replacement	Ut - Sewer	530	I		Yes - Series 2015	250,000					250,000					250,000		
5 Lift Station Rehab	Ut - Sewer	530	I		Yes - S 2015, S 2016	750,000					750,000					750,000		
6 New Service Connections - Reuse	Ut - Reuse	530	I			50,000					50,000	10,000	10,000	10,000		50,000		
7 New Service Connections - Water	Ut - Water	530	I			200,000					200,000	40,000	40,000	40,000		200,000		
8 Reuse Upgrades	Ut - Reuse	530	I		Yes - SWFMD, S 2016	790,000		250,000			1,040,000	40,000	1,000,000			1,040,000		
9 Northwest Water Line Extensions	Ut - Water	530	I	Yes	Yes - Series 2016	250,000		750,000			1,000,000					1,000,000		
10 SCADA Interconnect	Ut - Water	530	I			100,000					100,000					100,000		
11 SCADA Upgrade	Ut - Sewer	530	I			300,000					300,000					300,000		
12 Sewer Improvements - C Street & Vicinity	Ut - Sewer	530	I		Yes - SRF (Obtained)	6,150,000		650,000			6,800,000	4,000,000	2,800,000			6,800,000		
13 Sewer Improvements - Unsewered Areas	Ut - Sewer	530	I	Yes		1,400,000					1,400,000	200,000	300,000	400,000	500,000	1,400,000		
14 Sewer Lines - Siphoning	Ut - Sewer	530	I		Series 2016	600,000					600,000					600,000		
15 Storage Tank/Ground - Water	Ut - Water	530	I	Yes	Series 2016	700,000					700,000					700,000		
16 Utilities Transmission Systems - S.R. 60 W.	Ut - Sewer	530	I	Yes	Series 2016	6,575,000					6,575,000					6,575,000		
17 Wastewater Treatment Plant Expansion	Ut - Sewer	530	I	Yes	Yes - SRF (Proposed)	5,075,000					5,075,000					5,075,000		
18 Water Line (Galvanized) Replacement	Ut - Water	530	I	Yes	Yes - SRF (Proposed)	5,075,000					5,075,000					5,075,000		
19 US 27 Vanguard Relocation-Water	Ut - Water	530	I		Yes - Series 2016	1,200,000					1,200,000					1,200,000		
20 Utilities Equipment - Misc.	Ut - Water	530	I		Yes - Series 2015	175,000					175,000					175,000		
21 Vactor Truck	Ut - Sewer	530	E		Lease Purchase	155,000					155,000					155,000		
22 BCR System	Ut - Sewer	530	E		Lease Purchase	400,000					400,000					400,000		
23 Infiltration & Intrusion Study	Ut - Sewer	530	O		Series 2016	110,000					110,000					110,000		
24 Master Plan - Wastewater Collection Sys	Ut - Sewer	530	O		Yes - Series 2016	223,000					223,000					223,000		
25 US 27 Vanguard Relocation-Sewer	Ut - Sewer	530	O		Yes - Series 2015	175,000					175,000					175,000		
26 Southeast Well Field	Ut - Water	530	I		Yes - Series 2015	175,000					175,000					175,000		
Total Utility System						26,722,877					26,722,877	6,877	6,877	11,065,000	1,775,000	1,225,000	5,550,000	28,372,877

**ORDINANCE 2015-10
SCHEDULE "A" - Summary by Department
5 Year Capital Improvement Plan FY 15'16 - 19'20**

Summary by Department

Description	Dept.	Function Code	Asset Type	Impact Fee Elig.	Grant/Financing	Funding Sources					TOTAL	Fiscal Year					5-YEAR TOTAL	
						City	County	State	Federal	Other		15/16	16/17	17/18	18/19	19/20		
Facility Maintenance:																		
1 Municipal Adm Bldg. - Painting Interior	Fac. Maint.	510	B			41,000					41,000					41,000	41,000	
2 Municipal Complex Bldgs - Painting Exterior	Fac. Maint.	510	B			180,000					180,000					180,000	180,000	
3 Municipal Complex Bldgs - A/C Units	Fac. Maint.	510	B			40,000					40,000					40,000	40,000	
4 Skylight/Roof Repair	Fac. Maint.	510	B			15,000				10,000	10,000			10,000		15,000	15,000	
5 Stuart House Improvements	Fac. Maint.	510	B			175,000					175,000					175,000	175,000	
6 Air Curtain - Municipal Adm Bldg	Fac. Maint.	510	E			3,000					3,000					3,000	3,000	
7 Carpet - Municipal Adm Bldg	Fac. Maint.	510	E			75,000					75,000					75,000	75,000	
8 Generator - Emergency Portable	Fac. Maint.	510	E			50,000					50,000					50,000	50,000	
9 Generator - Municipal Adm Bldg	Fac. Maint.	510	E			75,000					75,000					75,000	75,000	
10 Pressure Washer/Sidewalk Cleaner	Fac. Maint.	510	E			2,300					2,300					2,300	2,300	
Total Facility Maintenance						656,300					656,300					656,300	656,300	
Total 5 - Year CIP						35,632,363	75,000	5,526,393	5,422,850	10,000	46,866,606	11,504,661	17,612,913	6,875,307	3,827,118	7,046,607	46,866,606	46,866,606

Cost Distribution by Funding Source:

City	35,632,363	76.46%
County	75,000	0.16%
State	5,526,393	11.79%
Federal	5,422,850	11.57%
Other	10,000	0.02%
Total Distribution by Funding Source:	46,866,606	100.00%

Cost Distribution by Fiscal Year:

15/16	11,504,661	24.55%
16/17	17,612,913	37.59%
17/18	6,875,307	14.67%
18/19	3,827,118	8.17%
19/20	7,046,607	15.04%
Total Distribution by Fiscal Year:	46,866,606	100.00%

Note: Utility debt issuance would be allocated to the following:

Series 2015	All categories highlighted in green.	700,000
Series 2016	All categories highlighted in yellow.	6,000,000
SRF Funding	All categories highlighted in gold.	12,725,000
Lease Purchases	All categories highlighted in blue.	400,000
		<u>\$19,825,000</u>

**ORDINANCE 2015-10
SCHEDULE "B" - Summary by Function
5 Year Capital Improvement Plan FY 15'16 - 19'20**

Summary by Function Type

Description	Dept.	Function Code	Asset Type	Impact Fee Elig.	Grant/Financing	Funding Sources					TOTAL	Fiscal Year			5-YEAR TOTAL
						City	County	State	Federal	Other		15/16	16/17	17/18	
Function: General Government															
1 Mclomesh Expansion	IT	510	E			16,000					16,000				16,000
2 MS Office Upgrade	IT	510	E			50,000					50,000				50,000
3 Core Network Firewall/UTM Replacements	IT	510	E			20,000					20,000				20,000
4 Server Farm HD Expansion/VMWare	IT	510	E			40,000					40,000				40,000
5 Network Switch Replacement	IT	510	E			5,000					5,000				5,000
6 Canopy Point-to-Multipoint Expansion	IT	510	E			28,000					28,000				28,000
7 Network Switch Replacement	IT	510	E			25,000					25,000				25,000
8 DVR Admin Building	IT	510	E			6,000					6,000				6,000
9 E-mail Archiving Solution	IT	510	E			18,000					18,000				18,000
10 Security system	IT	510	E			2,000					2,000				2,000
11 Audio/Video Upgrades for the City Commiss	IT	510	E			75,000					75,000				75,000
12 Streaming Commission Meetings	IT	510	E			7,000					7,000				7,000
13 Document Management System	IT	510	E			30,000					30,000				30,000
14 Municipal Adm Bldg. - Painting Interior	Fac. Maint.	510	B			41,000					41,000				41,000
15 Municipal Complex Bldgs - Painting Exterior	Fac. Maint.	510	B			180,000					180,000				180,000
16 Municipal Complex Bldgs - A/C Units	Fac. Maint.	510	B			40,000				10,000	10,000				40,000
17 Skylight/Roof Repair	Fac. Maint.	510	B			15,000					15,000				15,000
18 Stuart House Improvements	Fac. Maint.	510	B			175,000					175,000				175,000
19 Air Curtain - Municipal Adm Bldg	Fac. Maint.	510	E			3,000					3,000				3,000
20 Carpet - Municipal Adm Bldg	Fac. Maint.	510	E			75,000					75,000				75,000
21 Generator - Emergency Portable	Fac. Maint.	510	E			50,000					50,000				50,000
22 Generator - Municipal Adm Bldg	Fac. Maint.	510	E			75,000					75,000				75,000
23 Pressure Washer/Sidewalk Cleaner	Fac. Maint.	510	E			2,300					2,300				2,300
Total General Government						978,300					978,300				978,300
Function: Public Safety															
24 Vehicles - Mini Pumper	Fire	520	E	Yes		220,000					220,000				220,000
25 Vehicles - Command Vehicle	Fire	520	E	Yes		40,000					40,000				40,000
26 Equipment - Airpacks	Fire	520	E			191,400					191,400				191,400
27 Vehicles - Chiefs Car	Fire	520	E	Yes		26,000					26,000			191,400	26,000
28 Vehicles - Rescue Boat	Fire	520	E			20,000					20,000				20,000
29 Equipment - Thermal Imaging Camera	Fire	520	E	Yes 1/2		6,000					6,000			20,000	6,000
30 Facility - Firing Range Upgrades	Police	520	E			35,000					35,000				35,000
31 Generator - Police Headquarters	Police	520	E			70,000					70,000				70,000
32 Investigative Equipment	Police	520	E	Yes		15,000		15,000			15,000				15,000
33 Vehicles - PD Canine Unit	Police	520	E	Yes		200,104					200,104				200,104
34 Vehicles - PD Unmarked	Police	520	E	Yes		261,651					261,651				261,651
35 Vehicles - PD Marked	Police	520	E	Yes		671,201					671,201				671,201
36 Other Equipment	Police	520	E	Yes		14,000					14,000				14,000
37 Building soffit and fascia	Police	520	B			50,000					50,000				50,000
38 Security Gate	Police	520	E			30,000					30,000				30,000
Total Public Safety						1,835,356		15,000			1,850,356			373,018	1,850,356
Function: Physical Environment															
39 Entryway Improvements	Econ. Dev.	530	I			225,000					225,000				225,000
40 Landscaping & Signage - LLLP	Econ. Dev.	530	I			50,000					50,000				50,000
41 Signage - Historic Markers	Econ. Dev.	530	I	Yes		11,400		11,400			11,400			7,600	22,800
42 Scenic Highway Improvements	Econ. Dev.	530	I	Yes		60,000			100,000		160,000			7,600	160,000
43 Rehab Parking Lot @ Stuart/Welmore	Econ. Dev.	530	I			75,000					75,000				75,000
44 Demolition of Condemned Structures	Econ. Dev.	530	I			75,000					75,000				75,000
45 Fixed Pedestal Newspaper Racks	Econ. Dev.	530	E			30,000					30,000				30,000

**ORDINANCE 2015-10
SCHEDULE "B" - Summary by Function
5 Year Capital Improvement Plan FY 15'16 - 19'20**

Summary by Function Type

Description	Dept.	Function Code	Asset Type	Impact Fee Elig.	Grant/Financing	Funding Sources					Fiscal Year					5-YEAR TOTAL
						City	County	State	Federal	Other	TOTAL	15/16	16/17	17/18	18/19	
46 Road Improvements - Cemetery	Cemetery	530	I			180,000					180,000					180,000
47 Mausoleum Roof Replacement	Cemetery	530	B			3,215					3,215					3,215
48 Mowers - Cemetery	Cemetery	530	E			20,000					20,000					20,000
49 Utility Vehicle	Cemetery	530	E			18,000					18,000			10,000		18,000
50 Land - Burns Avenue Plant	Ut - Water	530	L	Yes		100,000					100,000					100,000
51 Bathrooms - Water Plants	Ut - Water	530	B			13,000					13,000					13,000
52 Asbestos/Cement Pipe Removal	Ut - Water	530	I	Yes - Series 20		900,000					900,000					900,000
53 Lift Station Pump Replacement	Ut - Sewer	530	I	Yes - Series 20		250,000					250,000					250,000
54 Lift Station Rehab	Ut - Sewer	530	I	Yes - S 2015, S 1		750,000					750,000					750,000
55 New Service Connections - Reuse	Ut - Reuse	530	I			50,000					50,000					50,000
56 New Service Connections - Water	Ut - Water	530	I			200,000			250,000		40,000					200,000
57 Reuse Upgrades	Ut - Reuse	530	I	Yes		790,000			250,000		40,000					1,040,000
58 Northwest Water Line Extensions	Ut - Water	530	I	Yes		250,000			750,000		1,000,000					1,000,000
59 SCADA Interconnect	Ut - Water	530	I			100,000					100,000					100,000
60 SCADA Upgrade	Ut - Sewer	530	I			300,000					300,000					300,000
61 Sewer Improvements - C Street & Vicinity	Ut - Sewer	530	I	Yes		6,150,000			650,000		4,000,000					6,800,000
62 Sewer Improvements - Unsewered Areas	Ut - Sewer	530	I	Yes		1,400,000					200,000					1,400,000
63 Sewer Lines - Sliplining	Ut - Sewer	530	I	Yes		600,000					300,000					600,000
64 Storage Tank/Ground - Water	Ut - Water	530	I	Yes		700,000					700,000					700,000
65 Utilities Transmission Systems - S.R. 60 W	Ut - Sewer	530	I	Yes		6,575,000					3,000,000					6,575,000
66 Wastewater Treatment Plant Expansion	Ut - Sewer	530	I	Yes		5,075,000					3,575,000					5,075,000
67 Water Line (Galvanized) Replacement	Ut - Water	530	I	Yes		1,200,000					200,000					1,200,000
68 US 27 Vanguard Relocation-Water	Ut - Water	530	I	Yes		175,000					175,000					175,000
69 Utilities Equipment - Misc.	Ut - Sewer	530	E	Yes		155,000					155,000					155,000
70 Vactor Truck	Ut - Sewer	530	E	Yes		400,000					400,000					400,000
71 BCR System	Ut - Sewer	530	E	Yes		110,000					60,000					110,000
72 Infiltration & Intrusion Study	Ut - Sewer	530	O	Yes		223,000					223,000					223,000
73 Master Plan - Wastewater Collection Sys	Ut - Sewer	530	O	Yes		75,000					75,000					75,000
74 US 27 Vanguard Relocation-Sewer	Ut - Sewer	530	O	Yes		175,000					175,000					175,000
75 Southeast Well Field	Ut - Water	530	I			6,877					6,877					6,877
Total Physical Environment						27,470,492	-	11,400	1,750,000	-	8,907,877	11,390,815	2,150,600	1,232,600	5,560,000	29,231,892

**ORDINANCE 2015-10
SCHEDULE "B" - Summary by Function
5 Year Capital Improvement Plan FY 15'16 - 19'20**

Summary by Function Type

Description	Dept.	Function Code	Asset Type	Impact Fee Elig.	Grant/Financing	Funding Sources					TOTAL	Fiscal Year				5-YEAR TOTAL	
						City	County	State	Federal	Other		15/16	16/17	17/18	18/19		19/20
Function: Transportation																	
78 Land	Airport	540	L		Yes	7,500		7,500								150,000	
79 East Apron Hangar Development	Airport	540	B		Yes	477,000		1,908,000	135,000							2,385,000	
80 Airport Apron Construction	Airport	540	I		Yes	49,900		898,200	898,200							998,000	
81 Airport Apron Construction (FBO)	Airport	540	I		Yes	22,000		22,000	396,000							440,000	
82 Parking - Airport - Automobile	Airport	540	I		Yes	28,800		115,200								144,000	
83 Landside Access & Parking	Airport	540	I		Yes	109,200		436,800								546,000	
84 Landside Access & Parking	Airport	540	I		Yes	639,202		2,225,602	1,987,232							4,852,036	
85 Precision Approach to Runway 6	Airport	540	I		Yes	7,150		7,150	128,700							143,000	
86 Vehicle - Airport Fuel Truck	Airport	540	E		Yes	40,000			40,000							40,000	
87 Master Plan - Airport	Airport	540	O		Yes	2,841		2,841	127,718							133,400	
88 Roads/Alleys Resurfacing	Streets	540	I		Yes	1,700,000										1,700,000	
89 Sidewalk Construction	Streets	540	I		Yes	250,000										250,000	
90 Central Avenue Railroad Crossing	Streets	540	I		Yes	100,000										100,000	
91 Backhoe - Streets Div	Streets	540	E		Yes	60,000										60,000	
92 Mowers - Streets Div	Streets	540	E		Yes	35,000										35,000	
93 Safety Lighting - School Zones	Streets	540	E		Yes	52,000										52,000	
94 Sweeper Tractor	Streets	540	E		Yes	30,000										30,000	
95 Vehicle - Streets Div	Streets	540	E		Yes	63,461										63,461	
Total Transportation						3,674,054	-	4,774,993	3,672,850	-	12,121,897	1,420,343	4,051,154	3,893,500	1,565,500	1,191,400	12,121,897

Function: Culture & Recreation

96 Library - Flooring	Library	570	B		Yes	2,500										2,500
97 Gutters and Downspouts	Library	570	B		Yes	2,000										2,000
98 Books and Materials	Library	570	O	Yes	Yes	375,000										375,000
99 NW Complex Improvements	Pk&Rec.	570	I		Yes	553,000										553,000
100 Gazebo - Lake Waiies Park	Pk&Rec.	570	I	Yes	Yes	35,000										35,000
101 Park Improvements - Boat Ramp Parking	Pk&Rec.	570	I	Yes	Yes			100,000								100,000
102 Park Improvements - Kiwanis Park	Pk&Rec.	570	I	Yes	Yes	20,000										20,000
103 Park Improvements - Lake Waiies Park	Pk&Rec.	570	I	Yes	Yes	40,000										40,000
104 Park Improvements - Pram Fleet Area	Pk&Rec.	570	I	Yes	Yes	50,000										50,000
105 Park Improvements - Mobley Park	Pk&Rec.	570	I	Yes	Yes	20,000										20,000
106 Spook Hill/Parks Signage	Pk&Rec.	570	I		Yes	25,000										25,000
107 Park Improvements-Lincoln Ave	Pk&Rec.	570	I		Yes	15,000										15,000

ORDINANCE 2015-10
SCHEDULE "B" - Summary by Function
5 Year Capital Improvement Plan FY 15'16 - 19'20

Summary by Function Type

Description	Dept.	Function Code	Asset Type	Impact Fee Elig.	Grant/Financing	Funding Sources				Fiscal Year					5-YEAR TOTAL	
						City	County	State	Federal	Other	TOTAL	15/16	16/17	17/18		18/19
108 Facility Improvements - Soccer Complex	Pk&Rec.	570	I	Yes	Yes	311,000	75,000	25,000	10,000	421,000	217,500	203,500	5,000	5,000	5,000	421,000
109 Playground Equipment - Crystal Lake	Pk&Rec.	570	I	Yes	Yes	5,000				5,000	5,000				5,000	5,000
110 Hardman Complex - Kirkland Gymnasium	Pk&Rec.	570	B			115,000				115,000	42,000	43,000	30,000		115,000	115,000
111 Depot Duplex	Pk&Rec.	570	B			5,000				5,000	5,000				5,000	5,000
112 Boom Sprayer - Recreation Facilities	Pk&Rec.	570	E			5,000				5,000	5,000				5,000	5,000
113 Mowers - Parks Division	Pk&Rec.	570	E			70,000				70,000	17,500	17,500	35,000		70,000	70,000
114 Tractors - Parks Division	Pk&Rec.	570	E			118,000				118,000	67,307	28,000	45,000		118,000	118,000
115 Vehicles - Parks Division	Pk&Rec.	570	E	Yes	Yes	67,307				67,307	67,307				67,307	67,307
116 Vehicles - Public Service Admin	Pk&Rec.	570	E	Yes	Yes	19,200				19,200	19,200				19,200	19,200
117 Vehicles	Pk&Rec.	570	E	Yes	Yes	21,154				21,154	21,154				21,154	21,154
Total Culture & Recreation						1,874,161	75,000	725,000	-	2,684,161	577,161	1,060,000	561,000	471,000	75,000	2,684,161
Total 5 - Year CIP						35,832,363	75,000	5,526,393	5,422,850	46,866,606	11,504,661	17,612,913	6,875,307	3,927,118	7,046,607	46,866,606

Cost Distribution by Functional Activity:

General Government	978,300	2.09%
Public Safety	1,850,356	3.95%
Physical Environment	29,231,892	62.37%
Transportation	12,121,897	25.86%
Culture & Recreation	2,684,161	5.73%
Total Distribution by Functional Activity:	46,866,606	100.0%

Note: Utility debt issuance would be allocated to the following:

Series 2015	All categories highlighted in green.
Series 2016	All categories highlighted in yellow.
SRF Funding	All categories highlighted in gold.
Lease Purchases	All categories highlighted in blue.

**ORDINANCE 2015-10
SCHEDULE "C" - Summary by Asset Type
5 Year Capital Improvement Plan FY 15'16 - 19'20**

Summary by Asset Type

Description	Dept.	Function Code	Asset Type	Impact Fee Elig.	Grant/Financing	Funding Sources					Fiscal Year					5-YEAR TOTAL
						City	County	State	Federal	Other	TOTAL	15/16	16/17	17/18	18/19	
Type: Land																
1 Land - Burns Avenue Plant	Ut - Water	530	L	Yes		100,000		7,500	135,000			100,000			100,000	
2 Land	Airport	540	L	Yes		7,500						150,000			150,000	
Total Land						107,500		7,500	135,000			100,000			250,000	
Type: Buildings																
3 Municipal Adm Bldg. - Painting Interior	Fac Maint.	510	B			41,000						41,000			41,000	
4 Municipal Complex Bldgs - Painting Exterior	Fac Maint.	510	B			180,000						180,000			180,000	
5 Municipal Complex Bldgs - A/C Units	Fac Maint.	510	B			40,000		10,000		10,000		10,000		10,000	40,000	
6 Skylight/Roof Repair	Fac Maint.	510	B			15,000						15,000			15,000	
7 Stuart House Improvements	Fac Maint.	510	B			175,000						175,000			175,000	
8 Building soffit and fascia	Police	520	B			50,000						50,000			50,000	
9 Mausoleum Roof Replacement	Cemetery	530	B			3,215						3,215			3,215	
10 Bathrooms - Water Plants	Ut - Water	530	B			13,000						13,000			13,000	
11 East Apron Hangar Development	Airport	540	B	Yes		477,000	1,908,000			2,385,000		2,385,000			2,385,000	
12 Library - Flooring	Library	570	B			2,500				2,500		2,500			2,500	
13 Gutters and Downspouts	Library	570	B			2,000				2,000		2,000			2,000	
14 Hardman Complex - Kirkland Gymnasium	Pk&Rec.	570	B			115,000				42,000		43,000		30,000	115,000	
15 Depot Duplex	Pk&Rec.	570	B			5,000				5,000		5,000			5,000	
Total Buildings						1,118,715		1,908,000			74,500	342,215	2,425,000	185,000	3,026,715	

Type: Improvements Other than Buildings

16 Facility - Firing Range Upgrades	Police	520	I	Yes 1/2		35,000						35,000			35,000
17 Road Improvements - Cemetery	Cemetery	530	I			180,000						180,000			180,000
18 Entryway Improvements	Econ. Dev.	530	I			225,000						225,000			225,000
19 Landscaping & Signage - LLBP	Econ. Dev.	530	I			50,000						50,000			50,000
20 Signage - Historic Markers	Econ. Dev.	530	I	Yes		11,400	100,000					7,600		7,600	22,800
21 Scenic Highway Improvements	Econ. Dev.	530	I	Yes		60,000						60,000			60,000
22 Rehab Parking Lot @ Stuart/Welmore	Econ. Dev.	530	I			75,000						75,000			75,000
23 Demolition of Condemned Structures	Econ. Dev.	530	I			75,000						75,000			75,000
24 New Service Connections - Reuse	Ut - Reuse	530	I			50,000						50,000			50,000
25 Reuse Upgrades	Ut - Reuse	530	I	Yes		790,000	250,000					1,040,000		10,000	1,040,000
26 Sewer Improvements - Unsewered Areas	Ut - Sewer	530	I	Yes		1,400,000						1,400,000			1,400,000
27 Utilities Transmission Systems - S.R. 60 W.	Ut - Sewer	530	I	Yes		6,575,000						6,575,000		500,000	6,575,000
28 Wastewater Treatment Plant Expansion	Ut - Sewer	530	I	Yes		5,075,000						5,075,000			5,075,000
29 Lift Station Pump Replacement	Ut - Sewer	530	I	Yes		250,000						250,000			250,000
30 Lift Station Rehab	Ut - Sewer	530	I	Yes		750,000						750,000			750,000
31 SCADA Upgrade	Ut - Sewer	530	I	Yes		300,000						300,000			300,000
32 Sewer Improvements - C Street & Vicinity	Ut - Sewer	530	I	Yes		6,150,000	650,000					6,800,000			6,800,000
33 Sewer Lines - Siphoning	Ut - Sewer	530	I	Yes		600,000						600,000			600,000
34 Northwest Water Line Extensions	Ut - Water	530	I	Yes		250,000	750,000					1,000,000			1,000,000
35 Storage Tank/Ground - Water	Ut - Water	530	I	Yes		700,000						700,000		300,000	700,000
36 Asbestos/Cement Pipe Removal	Ut - Water	530	I	Yes		900,000						900,000			900,000
37 New Service Connections - Water	Ut - Water	530	I	Yes		200,000						200,000			200,000
38 SCADA Interconnect	Ut - Water	530	I	Yes		100,000						100,000			100,000
39 Water Line (Galvanized) Replacement	Ut - Water	530	I	Yes		1,200,000						1,200,000			1,200,000
40 US 27 Vanguard Relocation-Water	Ut - Water	530	I	Yes		175,000						175,000			175,000
41 Southeast Well Field	Ut - Water	530	I	Yes		6,877						6,877			6,877
42 Airport Apron Construction	Airport	540	I	Yes		49,900	898,200					948,100		998,000	998,000
43 Airport Apron Construction (FBO)	Airport	540	I	Yes		22,000	396,000					418,000		440,000	440,000
44 Parking - Airport - Automobile	Airport	540	I	Yes		28,800	115,200					144,000			144,000
45 Landside Access & Parking	Airport	540	I	Yes		109,200	436,800					546,000			546,000
46 Landside Access & Parking	Airport	540	I	Yes		639,202	1,987,232					4,852,036		1,000,000	4,852,036
47 Precision Approach to Runway 6	Airport	540	I	Yes		7,150	128,700					143,000		143,000	143,000
48 Sidewalk Construction	Streets	540	I	Yes		250,000						250,000		75,000	250,000

**ORDINANCE 2015-10
SCHEDULE "C" - Summary by Asset Type
5 Year Capital Improvement Plan FY 15'16 - 19'20**

Summary by Asset Type

Description	Dept.	Function Code	Asset Type	Impact Fee Elig	Grant/Financing	Funding Sources					TOTAL	Fiscal Year					5-YEAR TOTAL
						City	County	State	Federal	Other		15/16	16/17	17/18	18/19	19/20	
49 Roads/Alleys Resurfacing	Streets	540	I			1,700,000					1,700,000	100,000	400,000	400,000	400,000	400,000	1,700,000
50 Central Avenue Railroad Crossing	Streets	540	I			100,000					100,000	100,000					100,000
51 Gazebo - Lake Walies Park	Pk&Rec.	570	I	Yes		35,000					35,000						35,000
52 Park Improvements - Boat Ramp Parking	Pk&Rec.	570	I	Yes			100,000				100,000						100,000
53 Park Improvements - Kiwanis Park	Pk&Rec.	570	I	Yes		20,000		250,000			270,000						270,000
54 Park Improvements - Lake Walies Park	Pk&Rec.	570	I	Yes		40,000		350,000			390,000						390,000
55 Park Improvements - Priam Fleet Area	Pk&Rec.	570	I	Yes		50,000					50,000						50,000
56 Facility Improvements - Soccer Complex	Pk&Rec.	570	I	Yes		311,000	75,000	25,000		10,000	421,000						421,000
57 NW Complex Improvements	Pk&Rec.	570	I	Yes		563,000					563,000				76,000	351,000	563,000
58 Park Improvements - Mobley Park	Pk&Rec.	570	I			20,000					20,000						20,000
59 Spook Hill/Parks Signage	Pk&Rec.	570	I			25,000					25,000						25,000
60 Park Improvements-Lincoln Ave	Pk&Rec.	570	I			15,000					15,000						15,000
61 Total Improvements - Crystal Lake	Pk&Rec.	570	I			5,000					5,000						5,000
Total Improvements Other than Buildings						30,163,529	75,000	3,593,052	5,160,132	10,000	39,001,713	9,865,413	15,778,100	3,768,600	2,981,600	6,608,000	39,001,713

Type: Equipment

62 Motomesh Expansion	IT	510	E			16,000					16,000						16,000
63 MS Office Upgrade	IT	510	E			50,000					50,000						50,000
64 Core Network Firewall/UTM Replacements	IT	510	E			20,000					20,000						20,000
65 Server Farm HD Expansion/VMWare	IT	510	E			40,000					40,000						40,000
66 Network Switch Replacement	IT	510	E			5,000					5,000						5,000
67 Canopy Point-to-Multipoint Expansion	IT	510	E			28,000					28,000						28,000
68 Network Switch Replacement	IT	510	E			25,000					25,000						25,000
69 DVR Admin Building	IT	510	E			6,000					6,000						6,000
70 E-mail Archiving Solution	IT	510	E			18,000					18,000						18,000
71 Security system	IT	510	E			2,000					2,000						2,000
72 Audio/Video Upgrades for the City Commissio	IT	510	E			75,000					75,000						75,000
73 Streaming Commission Meetings	IT	510	E			7,000					7,000						7,000
74 Document Management System	IT	510	E			30,000					30,000						30,000
75 Air Curtain - Municipal Adm Bldg	Fac. Maint.	510	E			3,000					3,000						3,000
76 Carpet - Municipal Adm Bldg	Fac. Maint.	510	E			75,000					75,000						75,000
77 Generator - Emergency Portable	Fac. Maint.	510	E			50,000					50,000						50,000
78 Generator - Municipal Adm Bldg	Fac. Maint.	510	E			75,000					75,000						75,000
79 Pressure Washer/Sidewalk Cleaner	Fac. Maint.	510	E			2,300					2,300						2,300
80 Vehicles - Mini Pumper	Fire	520	E	Yes		220,000					220,000						220,000
81 Vehicles - Command Vehicle	Fire	520	E	Yes		40,000					40,000						40,000
82 Equipment - Airparks	Fire	520	E	Yes		191,400					191,400						191,400
83 Vehicles - Chief's Car	Fire	520	E	Yes		26,000					26,000			191,400			26,000
84 Vehicles - Rescue Boat	Fire	520	E			20,000					20,000			20,000			20,000
85 Equipment - Thermal Imaging Camera	Fire	520	E			70,000					70,000						70,000
86 Generator - Police Headquarters	Police	520	E			6,000					6,000						6,000
87 Investigative Equipment	Police	520	E	Yes		15,000					15,000						15,000
88 Vehicles - PD Canine Unit	Police	520	E	Yes		200,104					200,104						200,104
89 Vehicles - PD Unmarked	Police	520	E	Yes		261,651					261,651						261,651
90 Vehicles - PD Marked	Police	520	E	Yes		671,201					671,201			29,073	58,144	29,073	671,201
91 Other Equipment	Police	520	E	Yes		14,000					14,000			122,037	152,545	122,037	671,201
92 Security Gate	Police	520	E			30,000					30,000						30,000
93 Fixed Pedestal Newspaper Racks	Econ. Dev.	530	E			30,000					30,000						30,000
94 Mowers - Cemetery	Cemetery	530	E			20,000					20,000			10,000			20,000
95 Utility Vehicle	Cemetery	530	E			16,000					16,000						16,000
96 Utilities Equipment - Misc.	Ut. - Sewer	530	E	Yes		155,000					155,000						155,000
97 Vector Truck	Ut. - Sewer	530	E	Yes		400,000					400,000						400,000
98 BCR System	Ut. - Sewer	530	E	Yes		110,000					110,000						110,000
99 Vehicle - Airport Fuel Truck	Airport	540	E			40,000					40,000						40,000
100 Backhoe - Streets Div	Streets	540	E			60,000					60,000						60,000
101 Mowers - Streets Div	Streets	540	E			35,000					35,000						35,000
102 Safety Lighting - School Zones	Streets	540	E			52,000					52,000			17,500	16,000	17,500	52,000

**ORDINANCE 2015-10
SCHEDULE "C" - Summary by Asset Type
5 Year Capital Improvement Plan FY 15'16 - 19'20**

Summary by Asset Type

Description	Dept.	Function Code	Asset Type	Impact Fee	Grant/Financing	Funding Sources					Fiscal Year									
						City	County	State	Federal	Other	TOTAL	15/16	16/17	17/18	18/19	19/20	5-YEAR TOTAL			
103 Sweeper Tractor	Streets	540	E			30,000					30,000	42,307	30,000			30,000			30,000	
104 Vehicle - Streets Div	Streets	540	E	Yes		63,461					63,461	5,000	21,154			5,000			63,461	
105 Boom Sprayer - Recreation Facilities	Pk&Rec.	570	E			5,000					5,000	17,500	17,500			35,000			5,000	
106 Mowers - Parks Division	Pk&Rec.	570	E			70,000					70,000	17,500	28,000			45,000			70,000	
107 Tractors - Parks Division	Pk&Rec.	570	E			118,000					118,000	67,307	67,307			134,614			118,000	
108 Vehicles - Parks Division	Pk&Rec.	570	E	Yes		67,307					67,307	19,200	19,200			36,407			67,307	
109 Vehicles - Public Service Admin	Pk&Rec.	570	E	Yes		19,200					19,200	21,154	21,154			40,358			19,200	
110 Vehicles	Pk&Rec.	570	E	Yes		21,154		15,000			36,154	1,314,748	1,242,598	383,707	435,518	230,207	3,806,778			21,154
Total Equipment						3,591,778		15,000			3,606,778	1,314,748	1,242,598	383,707	435,518	230,207	3,806,778			21,154
Type: Other																				
3 Books and Materials	Library	570	O	Yes		375,000					375,000	75,000	75,000			1,500,000			75,000	
23 Infiltration & Intrusion Study	Ut - Sewer	530	O			223,000					223,000					223,000			223,000	
24 Master Plan - Wastewater Collection Sys	Ut - Sewer	530	O			75,000					75,000					75,000			75,000	
25 US 27 Vanguard Relocation-Sewer	Ut - Sewer	530	O	Yes		175,000					175,000	175,000				350,000			175,000	
10 Master Plan - Airport	Airport	540	O	Yes		2,841		2,841	127,718		133,400	250,000	150,000	298,000	75,000	133,400	208,400			133,400
Total Other						850,841		2,841	127,718		981,400	250,000	150,000	298,000	75,000	133,400	208,400			133,400
Total 5 - Year CIP						35,832,363	75,000	5,526,393	5,422,850	10,000	46,866,606	11,504,661	17,612,913	6,875,307	3,827,118	7,046,607	46,866,606			46,866,606

Cost Distribution by Asset Type:

Land	250,000	0.53%
Buildings	3,026,715	6.46%
Improvements Other Than Buildings	38,001,713	83.22%
Equipment	3,606,778	7.70%
Other	981,400	2.09%
Total Distribution by Asset Type:	46,866,606	100.00%

Note: Utility debt issuance would be allocated to the following:

Series 2015	All categories highlighted in green.
Series 2016	All categories highlighted in yellow.
SRF Funding	All categories highlighted in gold.
Lease Purchases	All categories highlighted in blue.

Community Revitalization

5 Year Capital Improvement Plan FY 2015/16 - 2019/20

Department: Community Revitalization/Economic Development & Misc Revitalization Projects

Type: Improvements Other than Buildings
 Function: 530 Physical Environment

Description	Dept.	Function Code	Asset Type	Impact Fee Elig.	Grant/Financing	Funding Sources			Fiscal Year					5-YEAR TOTAL			
						City	County	State	Federal	Other	TOTAL	15/16	16/17		17/18	18/19	19/20
1 Entryway Improvements	Econ. Dev.	530	I			225,000					225,000	15,000	85,000	125,000			225,000
2 Landscaping & Signage - LLBP	Econ. Dev.	530	I			50,000					50,000		50,000				50,000
3 Signage - Historic Markers	Econ. Dev.	530	I		Yes	11,400		11,400			22,800		7,600	7,600	7,600		22,800
4 Scenic Highway Improvements	Econ. Dev.	530	I		Yes	60,000			100,000		160,000			160,000			160,000
5 Rehab Parking Lot @ Stuart/Wetmore	Econ. Dev.	530	I			75,000					75,000			75,000			75,000
6 Demolition of Condemned Structures	Econ. Dev.	530	I			75,000					75,000	75,000					75,000
6 Fixed Pedestal Newspaper Racks	Econ. Dev.	530	E			30,000					30,000	30,000					30,000
SUBTOTAL 530 Physical Environment						526,400		11,400	100,000		637,800	120,000	142,600	367,600	7,600		637,800
Subtotal Improvements Other than Buildings						526,400		11,400	100,000		637,800	120,000	142,600	367,600	7,600		637,800
TOTAL DEPARTMENT						526,400		11,400	100,000		637,800	120,000	142,600	367,600	7,600		637,800

**CITY OF LAKE WALES
Five Year Capital Improvement Plan
FY 2015/16 - FY 2019/20**

Department: Community Revitalization **Fund:** 105 CRA

Project/Item: Entryway Improvements **Function:** 550 Economic Environment

Funding Source: City **Asset Type:** 663 Improvements
Other Than Buildings

Cost Schedule:

Year	City	County	State	Federal	Other	Total
15/16	15,000					15,000
16/17	85,000					85,000
17/18	125,000					125,000
18/19						0
19/20						0
TOTAL	225,000	0	0	0	0	225,000

Description:

Beautification of city entryways as marketing tool for economic development. Project recommended by Economic Development Partnership.

Source of Funding

potential¹ in-hand²

Operating Revenues

Tax Increment Revenues

Impact Fees

Bond/Loan Proceeds

Grant

Agency:

Application proposed

Application submitted

Approved, subject to funding

Grant awarded

Grant accepted

Other:

Funding proposed

Funding committed

¹ Potential = potential source of funding, but not yet secured

² In-hand = funding secured

CITY OF LAKE WALES
Five Year Capital Improvement Plan
FY 2015/16 - FY 2019/20

Department: Economic Development **Fund:** 001 General Fund

Project/Item: Landscaping & Signage - LLBP **Function:** 550 Economic Environment

Funding Source: City **Asset Type:** 663 Improvements
 Other Than Buildings

Cost Schedule:

Year	City	County	State	Federal	Other	Total
15/16						0
16/17	50,000					50,000
17/18						0
18/19						0
19/20						0
TOTAL	50,000	0	0	0	0	50,000

Description:

Landscaping and signage improvements to Longleaf Business Park to be funded by proceeds from the sale of lots in the park.

Source of Funding
 potential¹ in-hand²

Operating Revenues

Tax Increment Revenues

Impact Fees

Bond/Loan Proceeds

Grant

Agency:

Application proposed

Application submitted

Approved, subject to funding

Grant awarded

Grant accepted

Other:

Funding proposed

Funding committed

¹ Potential = potential source of funding, but not yet secured

² In-hand = funding secured

CITY OF LAKE WALES
Five Year Capital Improvement Plan
FY 2015/16 - FY 2019/20

Department: Community Revitalization **Fund:** 001 General Fund

Project/Item: Signage - Historic Markers **Function:** 530 Physical Environment

Funding Source: City, State **Asset Type:** 663 Improvements
 Other Than Buildings

Cost Schedule:

Year	City	County	State	Federal	Other	Total
15/16						0
16/17	3,800		3,800			7,600
17/18	3,800		3,800			7,600
18/19	3,800		3,800			7,600
19/20						0
TOTAL	11,400	0	11,400	0	0	22,800

Description:

Historic markers for historic sites. The state Historic Marker Program will provide, if awarded, a 50/50 match. Sites would include: Depot Museum, Children's Museum, Stuart House, Freight Depot, Historic Corridor, Rails to Trails, and Hardman Recreation Complex.

Source of Funding

potential¹ in-hand²

Operating Revenues

Tax Increment Revenues

Impact Fees

Bond/Loan Proceeds

Grant

Agency: Historic Marker

Application proposed

Application submitted

Approved, subject to funding

Grant awarded

Grant accepted

Other:

Funding proposed

Funding committed

¹ Potential = potential source of funding, but not yet secured

² In-hand = funding secured

CITY OF LAKE WALES
Five Year Capital Improvement Plan
FY 2015/16 - FY 2019/20

Department: Community Revitalization **Fund:** 001 General Fund

Project/Item: Scenic Highway Improvements **Function:** 530 Physical Environment

Funding Source: City, Federal **Asset Type:** 663 Improvements
 Other Than Buildings

Cost Schedule:

Year	City	County	State	Federal	Other	Total
15/16						0
16/17						0
17/18	60,000			100,000		160,000
18/19						0
19/20						0
TOTAL	60,000	0	0	100,000	0	160,000

Description:

Scenic Hwy Improvements. Project starts north of Highland Blvd. and has a southern termination at Mountain Lake. The projects scope of work includes sidewalks, landscaping, resurfacing of roads, storm water system and utility relocation.

Source of Funding
 potential¹ in-hand²

Operating Revenues

Tax Increment Revenues

Impact Fees

Bond/Loan Proceeds

Grant

Agency: DOT

Application proposed

Application submitted

Approved, subject to funding

Grant awarded

Grant accepted

Other:

Funding proposed

Funding committed

¹Potential = potential source of funding, but not yet secured
²In-hand = funding secured

**CITY OF LAKE WALES
Five Year Capital Improvement Plan
FY 2015/16 - FY 2019/20**

Department: Community Revitalization **Fund:** 001 General Fund

Project/Item: Rehab Parking Lot @ Stuart/Wetmore **Function:** 530 Physical Environment

Funding Source: City **Asset Type:** 663 Improvements
Other Than Buildings

Cost Schedule:

Year	City	County	State	Federal	Other	Total
15/16						0
16/17						0
17/18	75,000					75,000
18/19						0
19/20						0
TOTAL	75,000	0	0	0	0	75,000

Description:

The parking lot on the southwest southeast corner of Stuart Ave. and Wetmore St. needs some clean-up and rehabilitation as part of the effort to beautify the community. The concrete pavement of the lot is in good shape except for weeds growing up in the joints. Striping of parking spaces and installation of bumper stops are proposed. The sidewalks along the street are broken up to the point of being unusable. They need to be replaced.

Source of Funding
 potential¹ in-hand²

Operating Revenues
 Tax Increment Revenues
 Impact Fees
 Bond/Loan Proceeds
 Grant

Agency: CDBG
 Application proposed
 Application submitted
 Approved, subject to funding
 Grant awarded
 Grant accepted

Other: Tree Replacement Fund
 Funding proposed
 Funding committed

¹ Potential = potential source of funding, but not yet secured
² In-hand = funding secured

**CITY OF LAKE WALES
Five Year Capital Improvement Plan
FY 2015/16 - FY 2019/20**

Department: Community Revitalization **Fund:** 001 General Fund

Project/Item: Demolition of Condemned Structures **Function:** 530 Physical Environment

Funding Source: City **Asset Type:** 663 Improvements Other Than Buildings

Cost Schedule:

Year	City	County	State	Federal	Other	Total
15/16	75,000					75,000
16/17						0
17/18						0
18/19						0
19/20						0
TOTAL	75,000	0	0	0	0	75,000

Description:

The demolition of condemned structures throughout the community will eliminate potential safety hazards and will greatly enhance community appearance.

Source of Funding
 potential¹ in-hand²

- Operating Revenues**
 - Tax Increment Revenues**
 - Impact Fees**
 - Bond/Loan Proceeds**
 - Grant**
- Agency: CDBG**
- Application proposed
 - Application submitted
 - Approved, subject to funding
 - Grant awarded
 - Grant accepted
- Other:** Tree Replacement Fund Funding proposed Funding committed

¹ Potential = potential source of funding, but not yet secured
² In-hand = funding secured

CITY OF LAKE WALES
Five Year Capital Improvement Plan
FY 2015/16 - FY 2019/20

Department: Community Revitalization **Fund:** 001 General Fund

Project/Item: Fixed Pedestal Newspaper Racks **Function:** 530 Physical Environment

Funding Source: City **Asset Type:** 663 Improvements
 Other Than Buildings

Cost Schedule:

Year	City	County	State	Federal	Other	Total
15/16	30,000					30,000
16/17						0
17/18						0
18/19						0
19/20						0
TOTAL	30,000	0	0	0	0	30,000

Description:

Fixed pedestal newspaper racks.

Source of Funding

potential¹ in-hand²

Operating Revenues

Tax Increment Revenues

Impact Fees

Bond/Loan Proceeds

Grant

Agency: CDBG

Application proposed

Application submitted

Approved, subject to funding

Grant awarded

Grant accepted

Other: Tree Replacement Fund

Funding proposed

Funding committed

¹ Potential = potential source of funding, but not yet secured
² In-hand = funding secured

Fire Department

5 Year Capital Improvement Plan FY 2015/16 - 2019/20

Department: Fire Department

Type: Equipment
Function: 520 Public Safety

Description	Dept.	Function Code	Asset Type	Impact Fee Elig.	Grand/ Financing	Funding Sources				Fiscal Year					5-YEAR TOTAL			
						City	County	State	Federal	Other	TOTAL	15/16	16/17	17/18		18/19	19/20	
1 Vehicles - Mini Pumper	Fire	520	E		Yes	220,000						220,000						220,000
2 Vehicles - Command Vehicle	Fire	520	E		Yes	40,000						40,000						40,000
3 Equipment - Airpacks	Fire	520	E			191,400												191,400
4 Vehicles - Chiefs Car	Fire	520	E		Yes	26,000						26,000						26,000
5 Vehicles - Rescue Boat	Fire	520	E			20,000												20,000
6 Equipment - Thermal Imaging Camera	Fire	520	E			6,000						6,000						6,000
SUBTOTAL EQUIPMENT						503,400						252,000	40,000	20,000	191,400			503,400
TOTAL DEPARTMENT						503,400						252,000	40,000	20,000	191,400			503,400

CITY OF LAKE WALES
Five Year Capital Improvement Plan
FY 2015/16 - FY 2019/20

Department: Fire Department **Fund:** 001 General Fund

Project/Item: Vehicles - Mini Pumper **Function:** 520 Public Safety

Funding Source: City **Asset Type:** 664 Equipment

Cost Schedule:

Year	City	County	State	Federal	Other	Total
15/16	220,000					220,000
16/17						0
17/18						0
18/19						0
19/20						0
TOTAL	220,000	0	0	0	0	220,000

Description:

1500 GPM 4X4 Mini Pumper to enhance fire protection in the north part of the city. The mini pumper is a versatile vehicle that will negate the need to purchase a new rescue truck for station 2 and the purchase of a new brush truck. Because of the 1500 GPM pump capacity, we can hold off on replacing the 1985 pumper. THIS VEHICLE WILL BE LEASED WITH COMMISSION APPROVAL.

Source of Funding

potential¹ in-hand²

Operating Revenues

Tax Increment Revenues

Impact Fees

Financed/Leased

Grant

Agency:

Application proposed

Application submitted

Approved, subject to funding

Grant awarded

Grant accepted

Other:

Funding proposed

Funding committed

¹ Potential = potential source of funding, but not yet secured
² In-hand = funding secured

CITY OF LAKE WALES
Five Year Capital Improvement Plan
FY 2015/16 - FY 2019/20

Department: Fire Department Fund: 001 General Fund
 Project/Item: Vehicles - Command Vehicle Function: 520 Public Safety
 Funding Source: City Asset Type: 664 Equipment

Cost Schedule:

Year	City	County	State	Federal	Other	Total
15/16						0
16/17	40,000					40,000
17/18						0
18/19						0
19/20						0
TOTAL	40,000	0	0	0	0	40,000

Description:

1/2 Ton 4WD vehicle to replace the response vehicle utilized by the command staff shift supervisors. The current vehicle has a service life of 10 years and according to the city's fleet vehicle replacement schedule is to be replaced in the 2016'17 budget year. THIS VEHICLE WILL BE LEASED WITH COMMISSION APPROVAL.

Source of Funding

potential¹ in-hand²

Operating Revenues

Tax Increment Revenues

Impact Fees

Financed/Leased

Grant

Agency:

Application proposed

Application submitted

Approved, subject to funding

Grant awarded

Grant accepted

Other:

Funding proposed

Funding committed

¹ Potential = potential source of funding, but not yet secured
² In-hand = funding secured

CITY OF LAKE WALES
Five Year Capital Improvement Plan
FY 2015/16 - FY 2019/20

Department: Fire Department Fund: 001 General Fund
 Project/Item: Equipment - Airpacks and cylinders Function: 520 Public Safety
 Funding Source: City Asset Type: 664 Equipment

Cost Schedule:

Year	City	County	State	Federal	Other	Total
15/16						0
16/17						0
17/18						0
18/19	191,400					191,400
19/20						0
TOTAL	191,400	0	0	0	0	191,400

Description:

The last airpaks and cylinders were purchased in 2005. The usable life of the cylinders is 15 years. In order to advantage of improved technology it is recommended to replace the airpaks as well. But, cylinders only could be replaced for \$51,425.

Source of Funding

potential¹ in-hand²

Operating Revenues

Tax Increment Revenues

Impact Fees

Financed/Leased

Grant Agency:

Application proposed

Application submitted

Approved, subject to funding

Grant awarded

Grant accepted

Other:

Funding proposed

Funding committed

¹ Potential = potential source of funding, but not yet secured
² In-hand = funding secured

**CITY OF LAKE WALES
Five Year Capital Improvement Plan
FY 2015/16 - FY 2019/20**

Department: Fire Department Fund: 001 General Fund

Project/Item: Vehicles - Chief's Car Function: 520 Public Safety

Funding Source: City Asset Type: 664 Equipment

Cost Schedule:

Year	City	County	State	Federal	Other	Total
15/16	26,000					26,000
16/17						0
17/18						0
18/19						0
19/20						0
TOTAL	26,000	0	0	0	0	26,000

Description:

Vehicle is to replace 2006 Ford Crown Victoria. The current vehicle, according to the city's fleet vehicle replacement schedule has a 10 year service life and is scheduled to be replaced in the 2015/16 budget year. The 2006 Crown Victoria costs \$1600.00 per year on the fleet maintenance contract. The new vehicle could stay off of the fleet contract while covered under warranty. THIS VEHICLE WILL BE LEASED WITH COMMISSION APPROVAL.

Source of Funding

potential¹ in-hand²

Operating Revenues

Tax Increment Revenues

Impact Fees

Financed/Leased

Grant

Agency:

Application proposed

Application submitted

Approved, subject to funding

Grant awarded

Grant accepted

Other:

Funding proposed

Funding committed

¹ Potential = potential source of funding, but not yet secured

² In-hand = funding secured

CITY OF LAKE WALES
Five Year Capital Improvement Plan
FY 2015/16 - FY 2019/20

Department: Fire Department Fund: 001 General Fund

Project/Item: Equipment - Thermal Imaging Camera Function: 520 Public Safety

Funding Source: City Asset Type: 664 Equipment

Cost Schedule:

Year	City	County	State	Federal	Other	Total
15/16	6,000					6,000
16/17						0
17/18						0
18/19						0
19/20						0
TOTAL	6,000	0	0	0	0	6,000

Description:

To replace a 2007 camera. The camera was repaired in 2013 at a cost of \$1,000. Thermal imaging cameras are used to assist firefighters in locating fire victims quicker by allowing firefighters to see through the smoke and dark conditions inside of a structure fire. The cameras are also helpful in locating fires in walls and attics. The 2007 camera stopped working in April 2015 and is not worth repairing.

Source of Funding

potential¹ in-hand²

- Operating Revenues
- Tax Increment Revenues
- Impact Fees
- Financed/Leased
- Grant Agency:
- Application proposed
- Application submitted
- Approved, subject to funding
- Grant awarded
- Grant accepted
- Other:
- Funding proposed
- Funding committed

¹ Potential = potential source of funding, but not yet secured
² In-hand = funding secured

Information Technology

5 Year Capital Improvement Plan FY 2015/16 - 2019/20

Department: Information Technology

Type: Equipment
Function: 510 General Government

Description	Dept.	Function Code	Asset Type	Impact Fee Elig.	Grant/Financing	Funding Sources				TOTAL	Fiscal Year				5-YEAR TOTAL	
						City	County	State	Federal		Other	15/16	16/17	17/18		18/19
1 Motimesh Expansion	IT	510	E			16,000					16,000					16,000
2 MS Office Upgrade	IT	510	E			50,000					50,000					50,000
3 Core Network Firewall/UTM Replacements	IT	510	E			20,000					20,000					20,000
4 Server Farm HD Expansion/VMWare	IT	510	E			40,000					40,000					40,000
5 Network Switch Replacement	IT	510	E			5,000					5,000					5,000
6 Canopy Point-to-Multipoint Expansion	IT	510	E			28,000					28,000					28,000
7 Network Switch Replacement	IT	510	E			25,000					25,000					25,000
8 DVR Admin Building	IT	510	E			6,000					6,000					6,000
9 E-mail Archiving Solution	IT	510	E			18,000					18,000					18,000
10 Security system	IT	510	E			2,000					2,000					2,000
11 Audio/Video Upgrades for the City Commission Chambers	IT	510	E			75,000					75,000					75,000
12 Streaming Commission Meetings	IT	510	E			7,000					7,000					7,000
13 Document Management System	IT	510	E			30,000					30,000					30,000
SUBTOTAL EQUIPMENT						322,000					322,000					322,000

TOTAL DEPARTMENT						322,000					322,000					322,000
-------------------------	--	--	--	--	--	----------------	--	--	--	--	----------------	--	--	--	--	----------------

**CITY OF LAKE WALES
Five Year Capital Improvement Plan
FY 2015/16 - FY 2019/20**

Department: Information Technology **Fund:** 001 General Fund
Project/Item: Motomesh Expansion **Function:** 510 General Government
Funding Source: City **Asset Type:** 664 Equipment

Cost Schedule:

Year	City	County	State	Federal	Other	Total
15/16						0
16/17	16,000					16,000
17/18						0
18/19						0
19/20						0
TOTAL	16,000	0	0	0	0	16,000

Description:

Adding additional wireless routers will expand our free public Wi-Fi system as well as strengthen the wireless signal to the existing surveillance cameras. The additional signal strength will maximize camera uptime and increase their overall performance.

Source of Funding
 potential¹ in-hand²

- Operating Revenues**
- Tax Increment Revenues**
- Impact Fees**
- Financed/Leased**
- Grant**
- Agency:**
 - Application proposed
 - Application submitted
 - Approved, subject to funding
 - Grant awarded
 - Grant accepted
- Other:**
 - Funding proposed
 - Funding committed

¹ Potential = potential source of funding, but not yet secured
² In-hand = funding secured

**CITY OF LAKE WALES
Five Year Capital Improvement Plan
FY 2015/16 - FY 2019/20**

Department: Information Technology **Fund:** 001 General Fund
Project/Item: MS Office Upgrade **Function:** 510 General Government
Funding Source: City **Asset Type:** 664 Equipment

Cost Schedule:

Year	City	County	State	Federal	Other	Total
15/16						0
16/17	50,000					50,000
17/18						0
18/19						0
19/20						0
TOTAL	50,000	0	0	0	0	50,000

Description:

Upgrade current Microsoft Office Suite to the latest version.

Source of Funding

potential¹ in-hand²

- Operating Revenues**
- Tax Increment Revenues**
- Impact Fees**
- Financed/Leased**
- Grant**

Agency:

- Application proposed
- Application submitted
- Approved, subject to funding
- Grant awarded
- Grant accepted

Other:

- Funding proposed
- Funding committed

¹ Potential = potential source of funding, but not yet secured
² In-hand = funding secured

**CITY OF LAKE WALES
Five Year Capital Improvement Plan
FY 2015/16 - FY 2019/20**

Department: Information Technology Fund: 001 General Fund
Project/Item: Core Network Firewall/UTM Replacements Function: 510 General Government
Funding Source: City Asset Type: 664 Equipment

Cost Schedule:

Year	City	County	State	Federal	Other	Total
15/16						0
16/17	20,000					20,000
17/18						0
18/19						0
19/20						0
TOTAL	20,000	0	0	0	0	20,000

Description:

These firewalls protect our internal networks from intrusion in addition to providing the core routing services that interconnect our networks. Our current Firewalls have been in production since 2007 and have a approximate lifespan of 7 -10 years.

Source of Funding

potential¹ in-hand²

- Operating Revenues
 - Tax Increment Revenues
 - Impact Fees
 - Financed/Leased
 - Grant
- Agency:**
- Application proposed
 - Application submitted
 - Approved, subject to funding
 - Grant awarded
 - Grant accepted
- Other:**
- Funding proposed
 - Funding committed

¹ Potential = potential source of funding, but not yet secured

² In-hand = funding secured

**CITY OF LAKE WALES
Five Year Capital Improvement Plan
FY 2015/16 - FY 2019/20**

Department: Information Technology **Fund:** 001 General Fund
Project/Item: Server Farm HD Expansion/VMWare **Function:** 510 General Government
Funding Source: City **Asset Type:** 664 Equipment

Cost Schedule:

Year	City	County	State	Federal	Other	Total
15/16	40,000					40,000
16/17						0
17/18						0
18/19						0
19/20						0
TOTAL	40,000	0	0	0	0	40,000

Description:

VMware is a technology that allows multiple servers to share the same physical hardware. This project will enable us to consolidate hardware resources resulting in lower server upgrade and operating costs in the future. One other important feature of VMware is that it creates snapshots of server configurations that can be restored very quickly in a disaster scenario.

Source of Funding

potential¹ in-hand²

- Operating Revenues
 - Tax Increment Revenues
 - Impact Fees
 - Financed/Leased
 - Grant
- Agency:**
- Application proposed
 - Application submitted
 - Approved, subject to funding
 - Grant awarded
 - Grant accepted
- Other:**
- Funding proposed
 - Funding committed

¹ Potential = potential source of funding, but not yet secured
² In-hand = funding secured

CITY OF LAKE WALES
Five Year Capital Improvement Plan
FY 2015/16 - FY 2019/20

Department: Information Technology **Fund:** 001 General Fund
Project/Item: Network Switch Replacement **Function:** 510 General Government
Funding Source: City **Asset Type:** 664 Equipment

Cost Schedule:

Year	City	County	State	Federal	Other	Total
15/16	5,000					5,000
16/17						0
17/18						0
18/19						0
19/20						0
TOTAL	5,000	0	0	0	0	5,000

Description:

One of the network switches in the administration building has been in production for ten years. The switch is operating, but is at the end of its life cycle and needs to be replaced within the next 24 months. This switch connects 24 computers to the network servers. Due to the switches' age and older technology, the speed at which the computers connect to the core network is reduced compared to current's standards.

Source of Funding

potential¹ in-hand²

- Operating Revenues**
 - Tax Increment Revenues**
 - Impact Fees**
 - Financed/Leased**
 - Grant**
- Agency:**
- Application proposed
 - Application submitted
 - Approved, subject to funding
 - Grant awarded
 - Grant accepted
- Other:**
- Funding proposed
 - Funding committed

¹ Potential = potential source of funding, but not yet secured

² In-hand = funding secured

**CITY OF LAKE WALES
Five Year Capital Improvement Plan
FY 2015/16 - FY 2019/20**

Department: Information Technology **Fund:** 001 General Fund
Project/Item: Canopy Point-to-Multipoint Expansion **Function:** 510 General Government
Funding Source: City **Asset Type:** 664 Equipment

Cost Schedule:

Year	City	County	State	Federal	Other	Total
15/16						0
16/17	28,000					28,000
17/18						0
18/19						0
19/20						0
TOTAL	28,000	0	0	0	0	28,000

Description:

This would complete a project which began during the 2011-12 fiscal year. This Point-to-Multipoint network would connect all of the remote City facilities via a high bandwidth wireless network backbone. There would be some minor return on the investment with this project as we would cancel any recurring internet costs to these facilities and could add additional network functionality to the facilities that we do not have now, due to the slow through put of WAN links.

Source of Funding

potential¹ in-hand²

Operating Revenues

Tax Increment Revenues

Impact Fees

Financed/Leased

Grant

Agency:

Application proposed

Application submitted

Approved, subject to funding

Grant awarded

Grant accepted

Other:

Funding proposed

Funding committed

¹ Potential = potential source of funding, but not yet secured

² In-hand = funding secured

CITY OF LAKE WALES
Five Year Capital Improvement Plan
FY 2015/16 - FY 2019/20

Department: Information Technology **Fund:** 001 General Fund

Project/Item: Network Switch Replacement **Function:** 510 General Government

Funding Source: City **Asset Type:** 664 Equipment

Cost Schedule:

Year	City	County	State	Federal	Other	Total
15/16						0
16/17	25,000					25,000
17/18						0
18/19						0
19/20						0
TOTAL	25,000	0	0	0	0	25,000

Description:

Replacing old equipment due to end of life functionality of old equipment.

Source of Funding

potential¹ in-hand²

- Operating Revenues**
- Tax Increment Revenues**
- Impact Fees**
- Financed/Leased**
- Grant**
- Agency:**
 - Application proposed
 - Application submitted
 - Approved, subject to funding
 - Grant awarded
 - Grant accepted
- Other:**
 - Funding proposed
 - Funding committed

¹ Potential = potential source of funding, but not yet secured
² In-hand = funding secured

CITY OF LAKE WALES
Five Year Capital Improvement Plan
FY 2015/16 - FY 2019/20

Department: Information Technology **Fund:** 001 General Fund
Project/Item: DVR Admin Building **Function:** 510 General Government
Funding Source: City **Asset Type:** 664 Equipment

Cost Schedule:

Year	City	County	State	Federal	Other	Total
15/16						0
16/17	6,000					6,000
17/18						0
18/19						0
19/20						0
TOTAL	6,000	0	0	0	0	6,000

Description:

DVR Administration Building for recording in the front of the building and the cashier area.

Source of Funding

potential¹ in-hand ²

- Operating Revenues**
 - Tax Increment Revenues**
 - Impact Fees**
 - Financed/Leased**
 - Grant**
- Agency:**
- Application proposed
 - Application submitted
 - Approved, subject to funding
 - Grant awarded
 - Grant accepted
- Other:**
- Funding proposed
 - Funding committed

1 Potential = potential source of funding
but not yet secured
2 In-hand = funding secured

CITY OF LAKE WALES
Five Year Capital Improvement Plan
FY 2015/16 - FY 2019/20

Department: Information Technology **Fund:** 001 General Fund

Project/Item: E-mail Archiving Solution **Function:** 510 General Government

Funding Source: City **Asset Type:** 664 Equipment

Cost Schedule:

Year	City	County	State	Federal	Other	Total
15/16						0
16/17	18,000					18,000
17/18						0
18/19						0
19/20						0
TOTAL	18,000	0	0	0	0	18,000

Description:

This device will ensure that City email is archived in accordance with the state Sunshine law regarding public records. The device will also streamline the process of producing email related public records requests.

Source of Funding
 potential¹ in-hand²

- Operating Revenues**
 - Tax Increment Revenues**
 - Impact Fees**
 - Financed/Leased**
 - Grant**
- Agency:**
- Application proposed
 - Application submitted
 - Approved, subject to funding
 - Grant awarded
 - Grant accepted
- Other:**
- Funding proposed
 - Funding committed

¹ Potential = potential source of funding, but not yet secured
² In-hand = funding secured

CITY OF LAKE WALES
Five Year Capital Improvement Plan
FY 2015/16 - FY 2019/20

Department: Information Technology **Fund:** 001 General Fund
Project/Item: Security system **Function:** 510 General Government
Funding Source: city **Asset Type:** 664 Equipment

Cost Schedule:

Year	City	County	State	Federal	Other	Total
15/16	2,000					2,000
16/17						0
17/18						0
18/19						0
19/20						0
TOTAL	2,000	0	0	0	0	2,000

Description:

Security system monitoring for administration building.

Source of Funding

potential¹ in-hand²

Operating Revenues

Tax Increment Revenues

Impact Fees

Financed/Leased

Grant

Agency:

Application proposed

Application submitted

Approved, subject to funding

Grant awarded

Grant accepted

Other:

Funding proposed

Funding committed

¹ Potential = potential source of funding, but not yet secured
² In-hand = funding secured

CITY OF LAKE WALES
Five Year Capital Improvement Plan
FY 2015/16 - FY 2019/20

Department: Information Technology **Fund:** 001 General Fund
Project/Item: Audio/Video Upgrades for the City Commission Cham **Function:** 510 General Government
Funding Source: City **Asset Type:** 664 Equipment

Cost Schedule:

Year	City	County	State	Federal	Other	Total
15/16						0
16/17	75,000					75,000
17/18						0
18/19						0
19/20						0
TOTAL	75,000	0	0	0	0	75,000

Description:

The AV equipment in the commission chambers is slowly becoming obsolete and should be upgraded. The proposed AV system would make it easier for commissioners and the audience to view presentations and would accommodate the latest technological hardware, such as HDMI and DVI.

Source of Funding

potential¹ in-hand²

- Operating Revenues**
- Tax Increment Revenues**
- Impact Fees**
- Financed/Leased**
- Grant**
- Agency:**
 - Application proposed
 - Application submitted
 - Approved, subject to funding
 - Grant awarded
 - Grant accepted
- Other:**
 - Funding proposed
 - Funding committed

¹ Potential = potential source of funding, but not yet secured

² In-hand = funding secured

CITY OF LAKE WALES
Five Year Capital Improvement Plan
FY 2015/16 - FY 2019/20

Department: Information Technology **Fund:** 001 General Fund
Project/Item: Streaming Commission Meetings **Function:** 510 General Government
Funding Source: City **Asset Type:** 664 Equipment

Cost Schedule:

Year	City	County	State	Federal	Other	Total
15/16	7,000					7,000
16/17						0
17/18						0
18/19						0
19/20						0
TOTAL	7,000	0	0	0	0	7,000

Description:

This hardware will allow the City to stream the commission meetings live over the Internet.

Source of Funding

potential¹ in-hand²

- Operating Revenues**
 - Tax Increment Revenues**
 - Impact Fees**
 - Financed/Leased**
 - Grant**
- Agency:**
- Application proposed
 - Application submitted
 - Approved, subject to funding
 - Grant awarded
 - Grant accepted
 - Other:**

- Funding proposed
- Funding committed

¹ Potential = potential source of funding, but not yet secured
² In-hand = funding secured

**CITY OF LAKE WALES
Five Year Capital Improvement Plan
FY 2015/16 - FY 2019/20**

Department: Information Technology **Fund:** 001 General Fund
Project/Item: Document Management System **Function:** 510 General Government
Funding Source: City **Asset Type:** 664 Equipment

Cost Schedule:

Year	City	County	State	Federal	Other	Total
15/16						0
16/17	30,000					30,000
17/18						0
18/19						0
19/20						0
TOTAL	30,000	0	0	0	0	30,000

Description:

A document management system would organize and digitize the hard copies of City documents providing rapid retrieval and portability of the documents. This would not replace those hard copies of the documents for record retention purposes.

Source of Funding

potential¹ in-hand²

- Operating Revenues**
 - Tax Increment Revenues**
 - Impact Fees**
 - Financed/Leased**
 - Grant**
- Agency:**
- Application proposed
 - Application submitted
 - Approved, subject to funding
 - Grant awarded
 - Grant accepted
- Other:**
- Funding proposed
 - Funding committed

¹ Potential = potential source of funding, but not yet secured

² In-hand = funding secured

Library

5 Year Capital Improvement Plan FY 2015/16 - 2019/20

Department: Library

Type: Buildings
Function: 570 Culture & Recreation

Description	Dept.	Function Code	Asset Type	Impact Fee Elig.	Grant/Financing	Funding Sources			Fiscal Year					5-YEAR TOTAL			
						City	County	State	Federal	Other	TOTAL	15/16	16/17		17/18	18/19	19/20
1 Library - Flooring	Library	570	B			2,500					2,500	2,500					2,500
2 Gutters and Downspouts	Library	570	B			2,000					2,000	2,000					2,000
SUBTOTAL BUILDINGS						4,500					4,500	4,500					4,500

Type: Other
Function: 570 Culture & Recreation

Description	Dept.	Function Code	Asset Type	Impact Fee Elig.	Grant/Financing	Funding Sources			Fiscal Year					5-YEAR TOTAL			
						City	County	State	Federal	Other	TOTAL	15/16	16/17		17/18	18/19	19/20
3 Books and Materials	Library	570	O	Yes		375,000					375,000	75,000	75,000	75,000	75,000	75,000	375,000
SUBTOTAL OTHER						375,000					375,000	75,000	75,000	75,000	75,000	75,000	375,000

TOTAL DEPARTMENT						379,500					379,500	79,500	75,000	75,000	75,000	75,000	379,500
------------------	--	--	--	--	--	---------	--	--	--	--	---------	--------	--------	--------	--------	--------	---------

CITY OF LAKE WALES
Five Year Capital Improvement Plan
FY 2015/16 - FY 2019/20

Department: Community Services - Library Fund: 110 Library
Project/Item: Library - Flooring Function: 570 Culture & Recreation
Funding Source: City Asset Type: 662 Building

Cost Schedule:

Year	City	County	State	Federal	Other	Total
15/16	2,500					2,500
16/17						0
17/18						0
18/19						0
19/20						0
TOTAL	2,500	0	0	0	0	2,500

Description:

flooring for library staff work space-1,400 sq feet of flooring

Source of Funding

potential¹ in-hand²

Operating Revenues

Tax Increment Revenues

Impact Fees

Bond/Loan Proceeds

Grant Agency:

Application proposed

Application submitted

Approved, subject to funding

Grant awarded

Grant accepted

Other:

Funding proposed

Funding committed

¹ Potential = potential source of funding, but not yet secured
² In-hand = funding secured

**CITY OF LAKE WALES
Five Year Capital Improvement Plan
FY 2015/16 - FY 2019/20**

Department: Community Services - Library **Fund:** 110 Library

Project/Item: Gutters and Downspouts **Function:** 570 Culture & Recreation

Funding Source: City **Asset Type:** 662 Building

Cost Schedule:

Year	City	County	State	Federal	Other	Total
15/16	2,000					2,000
16/17						0
17/18						0
18/19						0
19/20						0
TOTAL	2,000	0	0	0	0	2,000

Description:

Gutters and downspouts will prevent roof damage, runoff damage to grounds.

Source of Funding

potential¹ in-hand²

- Operating Revenues**
- Tax Increment Revenues**
- Impact Fees**
- Bond/Loan Proceeds**
- Grant Agency:**
 - Application proposed
 - Application submitted
 - Approved, subject to funding
 - Grant awarded
 - Grant accepted
- Other:**
 - Funding proposed
 - Funding committed

¹ Potential = potential source of funding, but not yet secured

² In-hand = funding secured

CITY OF LAKE WALES
Five Year Capital Improvement Plan
FY 2015/16 - FY 2019/20

Department: Community Services - Library **Fund:** 110 Library

Project/Item: Books and Materials **Function:** 570 Culture & Recreation

Funding Source: City **Asset Type:** 663 Imp. Other Than Buildings

Cost Schedule:

Year	City	County	State	Federal	Other	Total
15/16	75,000					75,000
16/17	75,000					75,000
17/18	75,000					75,000
18/19	75,000					75,000
19/20	75,000					75,000
TOTAL	375,000	0	0	0	0	375,000

Description:

library materials additions and updates to the library's lending collection. Includes books and materials for children through adult.

Source of Funding

potential¹ in-hand²

Operating Revenues

Tax Increment Revenues

Impact Fees

Bond/Loan Proceeds

Grant Agency:

Application proposed

Application submitted

Approved, subject to funding

Grant awarded

Grant accepted

Other:

Funding proposed

Funding committed

¹ Potential = potential source of funding, but not yet secured
² In-hand = funding secured

Police Department

5 Year Capital Improvement Plan FY 2015/16 - 2019/20

Department: Police Department

Type: Equipment
Function: 520 Public Safety

1	Description	Dept.	Function Code	Asset Type	Impact Fee Elig. Financing	Grants/Financing	Funding Sources			TOTAL	Fiscal Year					5-YEAR TOTAL		
							City	County	State		Federal	Other	15/16	16/17	17/18		18/19	19/20
2	Facility - Firing Range Upgrades	Police	520	I	Yes 1/2		35,000			35,000								35,000
2	Generator - Police Headquarters	Police	520	E			70,000			70,000								70,000
3	Investigative Equipment	Police	520	E		Yes		15,000		15,000			10,000					15,000
4	Vehicles - PD Canine Unit	Police	520	E		Yes	200,104			200,104			50,026					200,104
5	Vehicles - PD Unmarked	Police	520	E		Yes	261,651			261,651			58,144					261,651
6	Vehicles - PD Marked	Police	520	E		Yes	671,201			671,201			122,037					671,201
7	Other Equipment	Police -JAG	520	E		Yes	14,000			14,000								14,000
8	Building soffit and fascia	Police	520	B			50,000			50,000								50,000
9	Security Gate	Police	520	E			30,000			30,000								30,000
	SUBTOTAL EQUIPMENT						1,331,956		15,000	1,346,956		343,280	351,644	240,207	181,618	230,207		1,346,956

TOTAL DEPARTMENT							1,331,956		15,000	1,346,956		343,280	351,644	240,207	181,618	230,207		1,346,956
------------------	--	--	--	--	--	--	-----------	--	--------	-----------	--	---------	---------	---------	---------	---------	--	-----------

CITY OF LAKE WALES
Five Year Capital Improvement Plan
FY 2015/16 - FY 2019/20

Department: Police Department **Fund:** 001 General Fund

Project/Item: Facility - Firing Range Upgrades **Function:** 520 Public Safety

Funding Source: City **Asset Type:** 662 Improvements Other Than Building

Cost Schedule:

Year	City	County	State	Federal	Other	Total
15/16	35,000					35,000
16/17						0
17/18						0
18/19						0
19/20						0
TOTAL	35,000	0	0	0	0	35,000

Description:

To perform upgrades to the department's existing firing range and improve health/safety.

Source of Funding

potential¹ in-hand²

Operating Revenues

Tax Increment Revenues

Impact Fees

Bond/Loan Proceeds

Grant:

Agency:

Application proposed

Application submitted

Approved, subject to funding

Grant awarded

Grant accepted

Other:

Funding proposed

Funding committed

¹ Potential = potential source of funding, but not yet secured
² In-hand = funding secured

**CITY OF LAKE WALES
Five Year Capital Improvement Plan
FY 2015/16 - FY 2019/20**

Department: Police Department **Fund:** 001 General Fund
Project/Item: Generator - Police Headquarters **Function:** 520 Public Safety
Funding Source: City **Asset Type:** 664 Equipment

Cost Schedule:

Year	City	County	State	Federal	Other	Total
15/16						0
16/17	70,000					70,000
17/18						0
18/19						0
19/20						0
TOTAL	70,000	0	0	0	0	70,000

Description:

Purchase and installation of emergency generator for Police Headquarters.

Source of Funding

potential¹ in-hand²

Operating Revenues

Tax Increment Revenues

Impact Fees

Bond/Loan Proceeds

Grant:

Agency:

Application proposed

Application submitted

Approved, subject to funding

Grant awarded

Grant accepted

Other: Insurance Proceeds

Funding proposed

Funding committed

¹ Potential = potential source of funding, but not yet secured
² In-hand = funding secured

**CITY OF LAKE WALES
Five Year Capital Improvement Plan
FY 2015/16 - FY 2019/20**

Department: Police Department **Fund:** 116 Grants

Project/Item: Investigative Equipment **Function:** 520 Public Safety

Funding Source: State **Asset Type:** 664 Equipment

Cost Schedule:

Year	City	County	State	Federal	Other	Total
15/16			5,000			5,000
16/17						0
17/18			10,000			10,000
18/19						0
19/20						0
TOTAL	0	0	15,000	0	0	15,000

Description:

To provide advanced and specialized equipment for use in law enforcement investigations and operations.

Source of Funding

potential¹ in-hand²

Operating Revenues

Tax Increment Revenues

Impact Fees

Bond/Loan Proceeds

Grant

Agency: Byrne Formula

Application proposed

Application submitted

Approved, subject to funding

Grant awarded

Grant accepted

Other: Forfeiture Fund

Funding proposed

Funding committed

¹ Potential = potential source of funding, but not yet secured

² In-hand = funding secured

CITY OF LAKE WALES
Five Year Capital Improvement Plan
FY 2015/16 - FY 2019/20

Department: Police Department **Fund:** 001 General Fund
Project/Item: Vehicles - PD Canine Unit **Function:** 520 Public Safety
Funding Source: City **Asset Type:** 664 Equipment

Cost Schedule:

Year	City	County	State	Federal	Other	Total
15/16	50,026					50,026
16/17	50,026					50,026
17/18	50,026					50,026
18/19						0
19/20	50,026					50,026
TOTAL	200,104	0	0	0	0	200,104

Description:

To provide replacement vehicles for the Canine Unit.
THESE VEHICLES WILL BE LEASED VS. PURCHASED WITH COMMISSION APPROVAL.

Source of Funding

potential¹ in-hand²

Operating Revenues

Tax Increment Revenues

Impact Fees

Bond/Loan Proceeds

Grant

Agency:

Application proposed

Application submitted

Approved, subject to funding

Grant awarded

Grant accepted

Other:

Funding proposed

Funding committed

¹ Potential = potential source of funding, but not yet secured
² In-hand = funding secured

**CITY OF LAKE WALES
Five Year Capital Improvement Plan
FY 2015/16 - FY 2019/20**

Department: Police Department **Fund:** 001 General Fund
Project/Item: Vehicles - PD Unmarked **Function:** 520 Public Safety
Funding Source: City **Asset Type:** 664 Equipment

Cost Schedule:

Year	City	County	State	Federal	Other	Total
15/16	87,217					87,217
16/17	29,073					29,073
17/18	58,144					58,144
18/19	29,073					29,073
19/20	58,144					58,144
TOTAL	261,651	0	0	0	0	261,651

Description:

To provide replacement unmarked vehicles.
THESE VEHICLES WILL BE LEASED VS. PURCHASED WITH COMMISSION APPROVAL.

Source of Funding

potential¹ in-hand²

Operating Revenues

Tax Increment Revenues

Impact Fees

Bond/Loan Proceeds

Grant

Agency:

Application proposed

Application submitted

Approved, subject to funding

Grant awarded

Grant accepted

Other:

Funding proposed

Funding committed

¹ Potential = potential source of funding, but not yet secured
² In-hand = funding secured

**CITY OF LAKE WALES
Five Year Capital Improvement Plan
FY 2015/16 - FY 2019/20**

Department: Police Department **Fund:** 001 General Fund
Project/Item: Vehicles - PD Marked **Function:** 520 Public Safety
Funding Source: City **Asset Type:** 664 Equipment

Cost Schedule:

Year	City	County	State	Federal	Other	Total
15/16	122,037					122,037
16/17	152,545					152,545
17/18	122,037					122,037
18/19	152,545					152,545
19/20	122,037					122,037
TOTAL	671,201	0	0	0	0	671,201

Description:

To provide replacement vehicles for the Patrol Section. THESE VEHICLES WILL BE LEASED WITH COMMISSION APPROVAL.

Source of Funding

potential¹ in-hand²

Operating Revenues

Tax Increment Revenues

Impact Fees

Bond/Loan Proceeds

Grant

Agency:

Application proposed

Application submitted

Approved, subject to funding

Grant awarded

Grant accepted

Other:

Funding proposed

Funding committed

¹ Potential = potential source of funding, but not yet secured
² In-hand = funding secured

**CITY OF LAKE WALES
Five Year Capital Improvement Plan
FY 2015/16 - FY 2019/20**

Department: Police Department Fund: 116 Law Enforcement Grants
Project/Item: Other Equipment Function: 520 Public Safety
Funding Source: City Asset Type: 664 Equipment

Cost Schedule:

Year	City	County	State	Federal	Other	Total
15/16	14,000					14,000
16/17						0
17/18						0
18/19						0
19/20						0
TOTAL	14,000	0	0	0	0	14,000

Description:

Crime prevention materials, crime mapping/training equipment (smart board, laptops).

Source of Funding

potential¹ in-hand²

Operating Revenues

Tax Increment Revenues

Impact Fees

Bond/Loan Proceeds

Grant: Byrne JAG

Agency: FDLE

Application proposed

Application submitted

Approved, subject to funding

Grant awarded

Grant accepted

Other:

Funding proposed

Funding committed

¹ Potential = potential source of funding, but not yet secured

² In-hand = funding secured

**CITY OF LAKE WALES
Five Year Capital Improvement Plan
FY 2015/16 - FY 2019/20**

Department: Police Department **Fund:** 116 Law Enforcement Grants
Project/Item: Security Gate **Function:** 520 Public Safety
Funding Source: City **Asset Type:** 664 Equipment

Cost Schedule:

Year	City	County	State	Federal	Other	Total
15/16	30,000					30,000
16/17						0
17/18						0
18/19						0
19/20						0
TOTAL	30,000	0	0	0	0	30,000

Description:

Security gate for police parking lot.

Source of Funding

potential¹ in-hand²

Operating Revenues

Tax Increment Revenues

Impact Fees

Bond/Loan Proceeds

Grant: Byrne JAG

Agency: FDLE

Application proposed

Application submitted

Approved, subject to funding

Grant awarded

Grant accepted

Other:

Funding proposed

Funding committed

¹ Potential = potential source of funding, but not yet secured
² In-hand = funding secured

Public Works/Airport

5 Year Capital Improvement Plan FY 2015/16 - 2019/20

Department: Public Works/Public Services: Airport

Type: Land
Function: 540 Transportation

Description	Dept.	Function Code	Asset Type	Impact Fee Elig.	Grant/Financing	Funding Sources			Fiscal Year			5-YEAR TOTAL						
						City	County	State	Federal	Other	TOTAL		15/16	16/17	17/18	18/19	19/20	
Land	Airport	540	L	Yes		7,500	7,500	135,000				150,000						150,000
SUBTOTAL BUILDINGS						7,500	7,500	135,000				150,000						150,000

Type: Buildings
Function: 540 Transportation

Description	Dept.	Function Code	Asset Type	Impact Fee Elig.	Grant/Financing	Funding Sources			Fiscal Year			5-YEAR TOTAL						
						City	County	State	Federal	Other	TOTAL		15/16	16/17	17/18	18/19	19/20	
East Apron Hangar Development	Airport	540	B	Yes		477,000	1,908,000				2,385,000							2,385,000
SUBTOTAL BUILDINGS						477,000	1,908,000				2,385,000							2,385,000

Type: Improvements Other than Buildings
Function: 540 Transportation

Description	Dept.	Function Code	Asset Type	Impact Fee Elig.	Grant/Financing	Funding Sources			Fiscal Year			5-YEAR TOTAL						
						City	County	State	Federal	Other	TOTAL		15/16	16/17	17/18	18/19	19/20	
Airport Apron Construction	Airport	540	I	Yes		49,900	49,900	898,200			998,000							998,000
Airport Apron Construction (FBO)	Airport	540	I	Yes		22,000	22,000	396,000			440,000							440,000
Parking - Airport - Automobile	Airport	540	I	Yes		28,800	115,200				144,000							144,000
Landside Access & Parking	Airport	540	I	Yes		109,200	436,800				546,000							546,000
Landside Access & Parking	Airport	540	I	Yes		639,202	2,225,602	1,987,232			4,852,036							4,852,036
Precision Approach to Runway 6	Airport	540	I	Yes		7,150	7,150	126,700			143,000							143,000
SUBTOTAL IMPROVEMENTS						856,252	2,856,652	3,410,132			7,123,036							7,123,036

Type: Equipment
Function: 540 Transportation

Description	Dept.	Function Code	Asset Type	Impact Fee Elig.	Grant/Financing	Funding Sources			Fiscal Year			5-YEAR TOTAL						
						City	County	State	Federal	Other	TOTAL		15/16	16/17	17/18	18/19	19/20	
Vehicle - Airport Fuel Truck	Airport	540	E			40,000					40,000							40,000
SUBTOTAL EQUIPMENT						40,000					40,000							40,000

Type: Other
Function: 540 Transportation

Description	Dept.	Function Code	Asset Type	Impact Fee Elig.	Grant/Financing	Funding Sources			Fiscal Year			5-YEAR TOTAL							
						City	County	State	Federal	Other	TOTAL		15/16	16/17	17/18	18/19	19/20		
Master Plan - Airport	Airport	540	O	Yes		2,841	2,841	127,718			133,400							133,400	
SUBTOTAL OTHER						2,841	2,841	127,718			133,400							133,400	
TOTAL DEPARTMENT						1,383,593	4,774,993	3,672,850			9,831,436								9,831,436

CITY OF LAKE WALES
Five Year Capital Improvement Plan
FY 2015/16 - FY 2019/20

Department: Public Works - Airport

Fund: 404 Airport

Project/Item: Land

Function: 540 Transportation

Funding Source: Other

Asset Type: 661 Land

Cost Schedule:

Year	City	County	State	Federal	Other	Total
15/16						0
16/17						0
17/18						0
18/19	7,500		7,500	135,000		150,000
19/20						0
TOTAL	7,500	0	7,500	135,000	0	150,000

Description:

Acquire land for the future development in accordance with the new master plan update. These uses will be focused on revenue generating activities.

Source of Funding

potential¹ in-hand²

Operating Revenues

Tax Increment Revenues

Impact Fees

Bond/Loan Proceeds

Grant

Agency FDOT, FAA

Application proposed

Application submitted

Approved, subject to funding

Grant awarded

Grant accepted

Other: Private Contribution

Funding proposed

Funding committed

¹ Potential = potential source of funding, but not yet secured

² In-hand = funding secured

CITY OF LAKE WALES
Five Year Capital Improvement Plan
FY 2015/16 - FY 2019/20

Department: Public Works - Airport **Fund:** 404 Airport

Project/Item: East Apron Hangar Development **Function:** 540 Transportation

Funding Source: City, State **Asset Type:** 662 Buildings

Cost Schedule:

Year	City	County	State	Federal	Other	Total
15/16						0
16/17						0
17/18	477,000		1,908,000			2,385,000
18/19						0
19/20						0
TOTAL	477,000	0	1,908,000	0	0	2,385,000

Description:

After landside access and parking is made available to the east aircraft apron, and the apron is expanded and connected with the FBO apron, significant value will be created for the land abutting the expanded apron. This area will be well suited for a large business or corporate tenant seeking to establish a large hangar or hangar complex near the highly visible main entrance road of the airport.

Source of Funding

potential¹ in-hand²

Operating Revenues

Tax Increment Revenues

Impact Fees

Bond/Loan Proceeds

Grant

Agency: FDOT, FAA

Application proposed

Application submitted

Approved, subject to funding

Grant awarded

Grant accepted

Other:

Funding proposed

Funding committed

¹ Potential = potential source of funding, but not yet secured

² in-hand = funding secured

CITY OF LAKE WALES
Five Year Capital Improvement Plan
FY 2015/16 - FY 2019/20

Department: Public Works - Airport **Fund:** 404 Airport

Project/Item: Airport Apron Construction **Function:** 540 Transportation

Funding Source: City, State, Federal **Asset Type:** 663 Improvements
 Other Than Buildings

Cost Schedule:

Year	City	County	State	Federal	Other	Total
15/16						0
16/17						0
17/18						0
18/19	49,900		49,900	898,200		998,000
19/20						0
TOTAL	49,900	0	49,900	898,200	0	998,000

Description:

The Eastern Aircraft Apron represents a significant resource to the airport and itinerant traffic. In the future, once landside access and parking is provided to this facility, its adjacent land will be poised for development. By expanding the apron and constructing a taxiway, the existing East Aircraft apron and FBO apron can be connected, thereby increasing the overall utility of each.

Source of Funding

potential¹ in-hand²

Operating Revenues

Tax Increment Revenues

Impact Fees

Financed/Leased

Grant

Agency: FDOT

Application proposed

Application submitted

Approved, subject to funding

Grant awarded

Grant accepted

Other:

Funding proposed

Funding committed

¹ Potential = potential source of funding, but not yet secured

² In-hand = funding secured

CITY OF LAKE WALES
Five Year Capital Improvement Plan
FY 2015/16 - FY 2019/20

Department: Public Works - Airport **Fund:** 404 Airport

Project/Item: Parking - Airport - Automobile **Function:** 540 Transportation

Funding Source: City, State **Asset Type:** 663 Improvements
 Other Than Buildings

Cost Schedule:

Year	City	County	State	Federal	Other	Total
15/16						0
16/17	28,800		115,200			144,000
17/18						0
18/19						0
19/20						0
TOTAL	28,800	0	115,200	0	0	144,000

Description:

During the process of developing the master plan for the Lake Wales Municipal Airport, concerns were raised about the lack of parking facilities near the conventional and T-hangar facilities just east of the runway 17 end. As such, a parking area should be developed to support these facilities in the near future.

Source of Funding

potential¹ in-hand²

Operating Revenues

Tax Increment Revenues

Impact Fees

Bond/Loan Proceeds

Grant

Agency: FDOT, FAA

Application proposed

Application submitted

Approved, subject to funding

Grant awarded

Grant accepted

Other:

Funding proposed

Funding committed

¹ Potential = potential source of funding, but not yet secured

² In-hand = funding secured

**CITY OF LAKE WALES
Five Year Capital Improvement Plan
FY 2015/16 - FY 2019/20**

Department: Public Works - Airport **Fund:** 404 Airport

Project/Item: Landside Access & Parking **Function:** 540 Transportation

Funding Source: City, State **Asset Type:** 663 Improvements
Other Than Buildings

Cost Schedule:

Year	City	County	State	Federal	Other	Total
15/16						0
16/17	109,200		436,800			546,000
17/18						0
18/19						0
19/20						0
TOTAL	109,200	0	436,800	0	0	546,000

Description:

Currently, there is no access to or parking for the expansive east aircraft apron. As such, its overall utility is affected. Development of access roadway and parking facilities will add value to this apron and encourage its use.

Source of Funding

potential¹ in-hand²

Operating Revenues

Tax Increment Revenues

Impact Fees

Bond/Loan Proceeds

Grant

Agency: FDOT, FAA

Application proposed

Application submitted

Approved, subject to funding

Grant awarded

Grant accepted

Other:

Funding proposed

Funding committed

¹ Potential = potential source of funding, but not yet secured

² In-hand = funding secured

CITY OF LAKE WALES
Five Year Capital Improvement Plan
FY 2015/16 - FY 2019/20

Department: Public Works - Airport **Fund:** 404 Airport

Project/Item: Airport Improvements **Function:** 540 Transportation

Funding Source: City, State, Federal **Asset Type:** 665 Improvements Other Than Building

Cost Schedule:

Year	City	County	State	Federal	Other	Total
15/16	65,402		80,402	1,087,232		1,233,036
16/17	523,800		2,095,200			2,619,000
17/18	50,000		50,000	900,000		1,000,000
18/19						0
19/20						0
TOTAL	639,202	0	2,225,602	1,987,232	0	4,852,036

Description:

As a means to better support operations by the growing number of large and complex aircraft being experienced, a runway extension of at least 1,401 feet is highly recommended in the short-term development period. Furthermore, strengthening of the runway should also occur to bring its operational strength index to near 50,000 single wheel load. Additionally, this project would include an in-kind extension of taxiway A, the extension of LED medium intensity runway lights, the remarking of runway 6/24 to include a displaced threshold at the runway 24 end, and distance remaining signs along the runway shoulders.15/16: Rehabilitate runway 6/24; Update the environmental assessment. 16/17: Extend 06/24: 17/18: Rehabilitate taxiway alpha east.

Source of Funding

potential¹ in-hand²

Operating Revenues

Tax Increment Revenues

Impact Fees

Bond/Loan Proceeds

Grant

Agency: FDOT, FAA

Application proposed

Application submitted

Approved, subject to funding

Grant awarded

Grant accepted

Other:

Funding proposed

Funding committed

¹ Potential = potential source of funding, but not yet secured

² In-hand = funding secured

**CITY OF LAKE WALES
Five Year Capital Improvement Plan
FY 2015/16 - FY 2019/20**

Department: Public Works - Airport **Fund:** 404 Airport

Project/Item: Precision Approach to Runway 6 **Function:** 540 Transportation

Funding Source: City, State, Federal **Asset Type:** 663 Improvements
Other Than Buildings

Cost Schedule:

Year	City	County	State	Federal	Other	Total
15/16						0
16/17						0
17/18						0
18/19						0
19/20	7,150		7,150	128,700		143,000
TOTAL	7,150	0	7,150	128,700	0	143,000

Description:

A precision approach to runway 6 is recommended to be developed within the mid-term of the planning period. Such and improvement would better support operations by aircraft in inclement weather as well as make airfield more attractive to general aviation and business aircraft alike. By utilizing GPS technologies to develop approach procedures and ground based lighting aids to heighten visual recognition of the airfield, low weather minimums are an achievable goal.

Source of Funding

potential¹ in-hand²

- Operating Revenues**
 - Tax Increment Revenues**
 - Impact Fees**
 - Bond/Loan Proceeds**
 - Grant**
- Agency: FDOT, FAA**
- Application proposed
 - Application submitted
 - Approved, subject to funding
 - Grant awarded
 - Grant accepted
 - Other:**
 - Funding proposed
 - Funding committed

¹ Potential = potential source of funding, but not yet secured
² In-hand = funding secured

CITY OF LAKE WALES
Five Year Capital Improvement Plan
FY 2015/16 - FY 2019/20

Department: Public Works - Airport **Fund:** 404 Airport
Project/Item: Vehicle - Airport Fuel Truck **Function:** 540 Transportation
Funding Source: City **Asset Type:** 664 Equipment

Cost Schedule:

Year	City	County	State	Federal	Other	Total
15/16						0
16/17	40,000					40,000
17/18						0
18/19						0
19/20						0
TOTAL	40,000	0	0	0	0	40,000

Description:

Replacement of aging gas truck used at Lake Wales Airport. The new fuel truck will be under the ownership of the City of Lake Wales

Source of Funding

potential¹ in-hand²

Operating Revenues

Tax Increment Revenues

Impact Fees

Bond/Loan Proceeds

Grant

Agency: FDOT

Application proposed

Application submitted

Approved, subject to funding

Grant awarded

Grant accepted

Other:

Funding proposed

Funding committed

¹ Potential = potential source of funding, but not yet secured

² In-hand = funding secured

CITY OF LAKE WALES
Five Year Capital Improvement Plan
FY 2015/16 - FY 2019/20

Department: Public Works - Airport Fund: 404 Airport
Project/Item: Master Plan - Airport Function: 540 Transportation
Funding Source: City, State, Federal Asset Type: 665 Other

Cost Schedule:

Year	City	County	State	Federal	Other	Total
15/16						0
16/17						0
17/18						0
18/19						0
19/20	2,841		2,841	127,718		133,400
TOTAL	2,841	0	2,841	127,718	0	133,400

Description:

Update of Airport Master Plan. This project must be completed in order to qualify for airport capital funding assistance from FAA and FDOT.

Source of Funding

potential¹ in-hand²

Operating Revenues

Tax Increment Revenues

Impact Fees

Bond/Loan Proceeds

Grant

Agency: FDOT, FAA

Application proposed

Application submitted

Approved, subject to funding

Grant awarded

Grant accepted

Other:

Funding proposed

Funding committed

¹ Potential = potential source of funding, but not yet secured

² In-hand = funding secured

Public Works/Cemetery

5 Year Capital Improvement Plan FY 2015/16 - 2019/20
 Department: Public Works/Public Services: Cemetery Division

Type: Improvements
 Function: 530 Physical Environment

Description	Dept.	Function Code	Asset Type	Impact Fee Elig.	Grant/Financing	Funding Sources				Fiscal Year					5-YEAR TOTAL			
						City	County	State	Federal	Other	TOTAL	15/16	16/17	17/18		18/19	19/20	
Road Improvements - Cemetery	Cemetery	530	I			180,000					180,000							180,000
SUBTOTAL IMPROVEMENTS						180,000					180,000							180,000

Type: Buildings
 Function: 530 Physical Environment

Description	Dept.	Function Code	Asset Type	Impact Fee Elig.	Grant/Financing	Funding Sources				Fiscal Year					5-YEAR TOTAL			
						City	County	State	Federal	Other	TOTAL	15/16	16/17	17/18		18/19	19/20	
Mausoleum Roof Replacement	Cemetery	530	B			3,215					3,215							3,215
SUBTOTAL BUILDINGS						3,215					3,215							3,215

Type: Equipment
 Function: 530 Physical Environment

Description	Dept.	Function Code	Asset Type	Impact Fee Elig.	Grant/Financing	Funding Sources				Fiscal Year					5-YEAR TOTAL			
						City	County	State	Federal	Other	TOTAL	15/16	16/17	17/18		18/19	19/20	
Mowers - Cemetery	Cemetery	530	E			20,000					20,000							20,000
Utility Vehicle	Cemetery	530	E			18,000					18,000							18,000
SUBTOTAL EQUIPMENT						38,000					38,000							38,000
TOTAL DEPARTMENT						221,215					221,215							221,215

CITY OF LAKE WALES
Five Year Capital Improvement Plan
FY 2015/16 - FY 2019/20

Department: Public Works - Cemetery Div **Fund:** 001 General Fund

Project/Item: Road Improvements - Cemetery **Function:** 530 Physical Environment

Funding Source: City **Asset Type:** 663 Improvements
 Other Than Buildings

Cost Schedule:

Year	City	County	State	Federal	Other	Total
15/16						0
16/17	180,000					180,000
17/18						0
18/19						0
19/20						0
TOTAL	180,000	0	0	0	0	180,000

Description:

Reconstruction of roadways in Lake Wales Cemetery \$180,000.

Source of Funding

potential¹ in-hand²

Operating Revenues

Tax Increment Revenues

Impact Fees

Financed/Leased

Grant

Agency:

Application proposed

Application submitted

Approved, subject to funding

Grant awarded

Grant accepted

Other:

Funding proposed

Funding committed

¹ Potential = potential source of funding, but not yet secured

² In-hand = funding secured

CITY OF LAKE WALES
Five Year Capital Improvement Plan
FY 2015/16 - FY 2019/20

Department: Public Works - Cemetery Div **Fund:** 001 General Fund
Project/Item: Mausoleum Roof Replacement **Function:** 530 Physical Environment
Funding Source: City **Asset Type:** 662 Buildings

Cost Schedule:

Year	City	County	State	Federal	Other	Total
15/16						0
16/17	3,215					3,215
17/18						0
18/19						0
19/20						0
TOTAL	3,215	0	0	0	0	3,215

Description:

Replacement of roof on mausoleum at Lake Wales Cemetery. Mausoleum was constructed in late 1980's; roof needs replacing.

Source of Funding

potential¹ in-hand²

- Operating Revenues**
 - Tax Increment Revenues**
 - Impact Fees**
 - Financed/Leased**
 - Grant**
- Agency:**
- Application proposed
 - Application submitted
 - Approved, subject to funding
 - Grant awarded
 - Grant accepted
- Other:**
- Funding proposed
 - Funding committed

¹ Potential = potential source of funding, but not yet secured
² In-hand = funding secured

**CITY OF LAKE WALES
Five Year Capital Improvement Plan
FY 2015/16 - FY 2019/20**

Department: Public Works - Cemetery Div **Fund:** 001 General Fund

Project/Item: Mowers - Cemetery **Function:** 530 Physical Environment

Funding Source: City **Asset Type:** 664 Equipment

Cost Schedule:

Year	City	County	State	Federal	Other	Total
15/16	10,000					10,000
16/17						0
17/18	10,000					10,000
18/19						0
19/20						0
TOTAL	20,000	0	0	0	0	20,000

Description:

Replace existing mowers with new units. The existing mowers are 2006 and 2007 models and the City has established a 5 year life cycle on lawn mowers. The maintenance history, along with the maintenance and operating costs for each mower will be evaluated prior to replacement to ensure replacement is actually necessary in each of the designated fiscal years.

Source of Funding

potential¹ in-hand²

Operating Revenues

Tax Increment Revenues

Impact Fees

Financed/Leased

Grant

Agency:

Application proposed

Application submitted

Approved, subject to funding

Grant awarded

Grant accepted

Other:

Funding proposed

Funding committed

¹ Potential = potential source of funding, but not yet secured

² In-hand = funding secured

**CITY OF LAKE WALES
Five Year Capital Improvement Plan
FY 2015/16 - FY 2019/20**

Department: Public Works - Cemetery Div **Fund:** 001 General Fund
Project/Item: Utility Vehicle **Function:** 530 Physical Environment
Funding Source: City **Asset Type:** 664 Equipment

Cost Schedule:

Year	City	County	State	Federal	Other	Total
15/16	18,000					18,000
16/17						0
17/18						0
18/19						0
19/20						0
TOTAL	18,000	0	0	0	0	18,000

Description:

Two John Deere HPX Gas Green & yellow (model year 2015), estimated \$9000 per vehicle. They will be used at the cemeteries for staff to move throughout the cemetery for locates, issue violations and escort people that want to purchase lots or have limited mobility to get to the grave sites.

Source of Funding

potential¹ in-hand²

- Operating Revenues**
 - Tax Increment Revenues**
 - Impact Fees**
 - Financed/Leased**
 - Grant**
- Agency:**
- Application proposed
 - Application submitted
 - Approved, subject to funding
 - Grant awarded
 - Grant accepted
- Other:**
- Funding proposed
 - Funding committed

¹ Potential = potential source of funding,

but not yet secured

² In-hand = funding secured

Public Works/Parks & Recreation

5 Year Capital Improvement Plan FY 2015/16 - 2019/20
Department: Public Works/Public Services: Parks & Recreation

Type: Improvements Other than Buildings
 Function: 570 Culture & Recreation

Description	Dept.	Function Code	Asset Type	Impact Fee Elig.	Grant/Financing	Funding Sources			Fiscal Year					5-YEAR TOTAL			
						City	County	State	Federal	Other	TOTAL	15/16	16/17		17/18	18/19	19/20
1 NW Complex Improvements	Pk&Rec	570	I			553,000						553,000	126,000	76,000	351,000		553,000
2 Gazebo - Lake Wailes Park	Pk&Rec	570	I	Yes		35,000						35,000	35,000				35,000
3 Park Improvements - Boat Ramp Parking	Pk&Rec	570	I	Yes	Yes			100,000				100,000					100,000
4 Park Improvements - Kiwanis Park	Pk&Rec	570	I	Yes	Yes	20,000		250,000				270,000	270,000				270,000
5 Park Improvements - Lake Wailes Park	Pk&Rec	570	I	Yes	Yes	40,000		350,000				390,000	210,000	150,000			390,000
6 Park Improvements - Pram Fleet Area	Pk&Rec	570	I	Yes		50,000						50,000		50,000			50,000
7 Park Improvements - Mobley Park	Pk&Rec	570	I			20,000						20,000	20,000				20,000
8 Spook Hill/Parks Signage	Pk&Rec	570	I			25,000						25,000	12,000				25,000
9 Park Improvements-Lincoln Ave	Pk&Rec	570	I			15,000						15,000	15,000				15,000
10 Facility Improvements - Soccer Complex	Pk&Rec	570	I	Yes	Yes	311,000	75,000	25,000		10,000		421,000	203,500				421,000
11 Playground Equipment - Crystal Lake	Pk&Rec	570	I			5,000						5,000	5,000				5,000
SUBTOTAL IMPROVEMENTS										768,000	700,000	1,884,000	896,500	376,000	351,000		1,884,000

Type: Buildings
 Function: 570 Culture & Recreation

Description	Dept.	Function Code	Asset Type	Impact Fee Elig.	Grant/Financing	Funding Sources			Fiscal Year					5-YEAR TOTAL			
						City	County	State	Federal	Other	TOTAL	15/16	16/17		17/18	18/19	19/20
12 Hardman Complex - Kirkland Gymnasium	Pk&Rec	570	B			115,000						115,000	42,000	30,000			115,000
13 Depot Duplex	Pk&Rec	570	B			5,000						5,000	5,000				5,000
SUBTOTAL BUILDINGS										120,000		120,000	47,000	43,000	30,000		120,000

Type: Equipment
 Function: 570 Culture & Recreation

Description	Dept.	Function Code	Asset Type	Impact Fee Elig.	Grant/Financing	Funding Sources			Fiscal Year					5-YEAR TOTAL				
						City	County	State	Federal	Other	TOTAL	15/16	16/17		17/18	18/19	19/20	
14 Boom Sprayer - Recreation Facilities	Pk&Rec	570	E			5,000						5,000	5,000				5,000	
15 Mowers - Parks Division	Pk&Rec	570	E			70,000						70,000	17,500	35,000			70,000	
16 Tractors - Parks Division	Pk&Rec	570	E			118,000						118,000	28,000	45,000	45,000		118,000	
17 Vehicles - Parks Division	Pk&Rec	570	E	Yes	Yes	67,307						67,307	67,307				67,307	
18 Vehicles - Public Service Admin	Pk&Rec	570	E	Yes	Yes	19,200						19,200	19,200				19,200	
19 Vehicles	Pk&Rec	570	E	Yes	Yes	21,154						21,154	21,154				21,154	
SUBTOTAL EQUIPMENT										300,661		300,661	130,161	45,500	80,000	45,000	300,661	
TOTAL DEPARTMENT										1,456,661	75,000	2,304,661	437,661	985,000	486,000	396,000		2,304,661

CITY OF LAKE WALES
Five Year Capital Improvement Plan
FY 2015/16 - FY 2019/20

Department: Public Works - Parks & Recreation Div Fund: 330 Capital Projects
Project/Item: NW Complex Improvements Function: 570 Culture & Recreation
Funding Source: City Asset Type: 663 Imp. Other Than Buildings

Cost Schedule:

Year	City	County	State	Federal	Other	Total
15/16						0
16/17	126,000					126,000
17/18	76,000					76,000
18/19	351,000					351,000
19/20						0
TOTAL	553,000	0	0	0	0	553,000

Lighting installation: Basketball courts (\$46,500), Dugout replacements (\$40,000) and Basketball court resurfacing (\$40,000). The field, tennis, and basketball court lighting has been severely damaged for a number of years and is only partially functioning. A portion of the lights are actually missing and need to be re-installed. The existing dugouts at the NW complex are in disrepair and should be replaced with modern low maintenance dugouts. The foundations of the dugouts have shifted substantially over the years, causing the block walls to severely fracture. These block dugouts need to be removed, new foundations poured, and modern chain-link style dugouts should be installed. The basketball court has many fractures and the lines are in need of painting. A simple overlay and new paint is all that is required to rehab the court. The lighting will be phased in beginning with the basketball court, then the tennis courts, then th

Source of Funding

potential¹ in-hand²

Operating Revenues

Tax Increment Revenues

Impact Fees

Bond/Loan Proceeds

Grant

Agency:

Application proposed

Application subm 17.92%

Approved, subject to funding

Grant awarded

Grant accepted

Other: Proceeds from sale of land

Funding proposed

Funding committed

¹ Potential = potential source of funding, but not yet secured

² In-hand = funding secured

CITY OF LAKE WALES
Five Year Capital Improvement Plan
FY 2015/16 - FY 2019/20

Department: Public Works - Parks & Recreation Div **Fund:** 001 General Fund
Project/Item: Gazebo - Lake Wailes Park **Function:** 570 Culture & Recreation
Funding Source: City **Asset Type:** 663 Imp. Other Than Buildings

Cost Schedule:

Year	City	County	State	Federal	Other	Total
15/16						0
16/17	35,000					35,000
17/18						0
18/19						0
19/20						0
TOTAL	35,000	0	0	0	0	35,000

Construction of Large Gazebo/Pavilion in Lake Wailes Park contingent upon the location designation of a Lake Wailes Park Master Plan. Currently, only one small covered picnic shelter exists within the park. The addition of a larger shelter would provide an additional shade structure for residents visiting the park and could also be used as an entertainment facility during special events or rentals.

Source of Funding

potential¹ in-hand²

Operating Revenues

Tax Increment Revenues

Impact Fees

Bond/Loan Proceeds

Grant

Agency:

Application proposed

Application subm 17.92%

Approved, subject to funding

Grant awarded

Grant accepted

Other: Proceeds from sale of land

Funding proposed

Funding committed

¹ Potential = potential source of funding, but not yet secured

² In-hand = funding secured

CITY OF LAKE WALES
Five Year Capital Improvement Plan
FY 2015/16 - FY 2019/20

Department: Public Works - Parks & Recreation Div Fund: 330 Capital Projects
Project/Item: Park Improvements - Boat Ramp Parking Function: 570 Culture & Recreation
Funding Source: State Asset Type: 663 Imp. Other Than Buildings

Cost Schedule:

Year	City	County	State	Federal	Other	Total
15/16						0
16/17						0
17/18			100,000			100,000
18/19						0
19/20						0
TOTAL	0	0	100,000	0	0	100,000

Additional parking is needed to accommodate increased usage of the boat ramp and pier. The project will also include fencing and other barriers to protect adjacent park areas and trees. Interpretive displays about the lake wildlife and habitat may be included. Grants, volunteer efforts and local funds are proposed.

Source of Funding

potential¹ in-hand²

Operating Revenues

Tax Increment Revenues

Impact Fees

Bond/Loan Proceeds

Grant

Agency: FRDAP

Application proposed

Application subm 17.92%

Approved, subject to funding

Grant awarded

Grant accepted

Other: **Volunteer Efforts**

Funding proposed

Funding committed

¹ Potential = potential source of funding, but not yet secured
² In-hand = funding secured

CITY OF LAKE WALES
Five Year Capital Improvement Plan
FY 2015/16 - FY 2019/20

Department: Public Works - Parks & Recreation Div **Fund:** 330 Capital Projects
Project/Item: Park Improvements - Kiwanis Park **Function:** 570 Culture & Recreation
Funding Source: City, State **Asset Type:** 663 Imp. Other Than Buildings

Cost Schedule:

Year	City	County	State	Federal	Other	Total
15/16						0
16/17	20,000		250,000			270,000
17/18						0
18/19						0
19/20						0
TOTAL	20,000	0	250,000	0	0	270,000

2015-16: Repairs to the restroom facility. 2016-17: Expansion/reconfiguration of parking areas north and south of Lake Shore Blvd.; reconfiguration of Little League practice fields; addition of gates on restrooms; addition of shade trees and parking lot landscaping. Tree replacement fund money in the amount of \$8,000 has been approved for trees. Pedestrian and bike connections are proposed; sidewalk replacement funds may be used for construction. Project is in line for a FRDAP grant, should the state program be funded. No local match is required.

Source of Funding

potential¹ in-hand²

Operating Revenues

Tax Increment Revenues

Impact Fees

Bond/Loan Proceeds

Grant

Agency: FRDAP

Application proposed

Application subm 17.92%

Approved, subject to funding

Grant awarded

Grant accepted

Other:

Funding proposed

Funding committed

¹ Potential = potential source of funding, but not yet secured

² In-hand = funding secured

CITY OF LAKE WALES
Five Year Capital Improvement Plan
FY 2015/16 - FY 2019/20

Department: Public Works - Parks & Recreation Div Fund: 330 Capital Projects
Project/Item: Park Improvements - Lake Wailes Park Function: 570 Culture & Recreation
Funding Source: City, State Asset Type: 663 Imp. Other Than Buildings

Cost Schedule:

Year	City	County	State	Federal	Other	Total
15/16	30,000					30,000
16/17	10,000		200,000			210,000
17/18			150,000			150,000
18/19						0
19/20						0
TOTAL	40,000	0	350,000	0	0	390,000

FY15-16: Electrical upgrades for special event areas. Improvements to the "festival area" of Lake Wailes Park, the area near the fishing pier and basketball court, where special events take place several times a year. The project will define parking and event areas; provide barriers and plantings to protect trees; and improve facilities for events. FY15-16: Additional exercise stations are needed around the bike path. Restrooms and a bandstand or small pavilion for performances may be included. Grants, volunteer efforts, and impact fees may be

Source of Funding

potential¹ in-hand²

Operating Revenues

Tax Increment Revenues

Impact Fees

Bond/Loan Proceeds

Grant

Agency: To be determined

Application proposed

Application submitted

Approved, subject to funding

Grant awarded

Grant accepted

Other: Volunteer Efforts

Funding proposed

Funding committed

¹ Potential = potential source of funding, but not yet secured
² In-hand = funding secured

CITY OF LAKE WALES
Five Year Capital Improvement Plan
FY 2015/16 - FY 2019/20

Department: Public Works - Parks & Recreation Div **Fund:** 330 Capital Projects
Project/Item: Park Improvements - Pram Fleet Area **Function:** 570 Culture & Recreation
Funding Source: City **Asset Type:** 663 Imp. Other Than Buildings

Cost Schedule:

Year	City	County	State	Federal	Other	Total
15/16						0
16/17						0
17/18	50,000					50,000
18/19						0
19/20						0
TOTAL	50,000	0	0	0	0	50,000

Creation of unpaved, controlled parking on the south side of Lake Shore Blvd. on each side of the Pram Fleet Building and on the triangle at 7th St and Lake Shore Blvd. The parking will serve athletic events. Designation of entrances and exits, additions of mulch or other pervious surface, fencing and other traffic control devices and crosswalks. Dangerous conditions for pedestrians would be corrected by the project. Private grants, volunteer efforts, and city crew efforts are proposed to complete the project.

Source of Funding

potential¹ in-hand²

Operating Revenues

Tax Increment Revenues

Impact Fees

Bond/Loan Proceeds

Grant

Agency: To be determined

Application proposed

Application submitted

Approved, subject to funding

Grant awarded

Grant accepted

Other: Volunteer Efforts

Funding proposed

Funding committed

¹ Potential = potential source of funding, but not yet secured
² In-hand = funding secured

CITY OF LAKE WALES
Five Year Capital Improvement Plan
FY 2015/16 - FY 2019/20

Department: Public Works - Parks & Recreation Div Fund: 001 General Fund
Project/Item: Park Improvements - Mobley Park Function: 570 Culture & Recreation
Funding Source: City Asset Type: 663 Imp. Other Than Buildings

Cost Schedule:

Year	City	County	State	Federal	Other	Total
15/16						0
16/17	20,000					20,000
17/18						0
18/19						0
19/20						0
TOTAL	20,000	0	0	0	0	20,000

To complete fencing around Mobley Park \$20,000.

Source of Funding

potential¹ in-hand²

Operating Revenues

Tax Increment Revenues

Impact Fees

Bond/Loan Proceeds

Grant

Agency:

Application proposed

Application subm 17.92%

Approved, subject to funding

Grant awarded

Grant accepted

Other:

Funding proposed

Funding committed

¹ Potential = potential source of funding, but not yet secured
² In-hand = funding secured

CITY OF LAKE WALES
Five Year Capital Improvement Plan
FY 2015/16 - FY 2019/20

Department: Public Works - Parks & Recreation Div Fund: 001 General Fund
Project/Item: Spook Hill/Parks Signage Function: 570 Culture & Recreation
Funding Source: City Asset Type: 663 Imp. Other Than Buildings

Cost Schedule:

Year	City	County	State	Federal	Other	Total
15/16	13,000					13,000
16/17	12,000					12,000
17/18						0
18/19						0
19/20						0
TOTAL	25,000	0	0	0	0	25,000

Name sign for Spook Hill and the city parks.

Source of Funding

potential¹ in-hand²

Operating Revenues

Tax Increment Revenues

Impact Fees

Bond/Loan Proceeds

Grant

Agency:

Application proposed

Application subm 17.92%

Approved, subject to funding

Grant awarded

Grant accepted

Other:

Funding proposed

Funding committed

¹ Potential = potential source of funding, but not yet secured
² In-hand = funding secured

CITY OF LAKE WALES
Five Year Capital Improvement Plan
FY 2015/16 - FY 2019/20

Department: Public Works - Parks & Recreation Div Fund: 001 General Fund
Project/Item: Park Improvements-Lincoln Ave Function: 570 Culture & Recreation
Funding Source: City Asset Type: 663 Imp. Other Than Buildings

Cost Schedule:

Year	City	County	State	Federal	Other	Total
15/16						0
16/17	15,000					15,000
17/18						0
18/19						0
19/20						0
TOTAL	15,000	0	0	0	0	15,000

Fencing for Lincoln Avenue Park

Source of Funding
 potential¹ in-hand²
 Operating Revenues
 Tax Increment Revenues
 Impact Fees
 Bond/Loan Proceeds
 Grant
 Agency:
 Application proposed
 Application subm 17.92%
 Approved, subject to funding
 Grant awarded
 Grant accepted
 Other:
 Funding proposed
 Funding committed

¹ Potential = potential source of funding, but not yet secured
² In-hand = funding secured

CITY OF LAKE WALES
Five Year Capital Improvement Plan
FY 2015/16 - FY 2019/20

Department: Public Works - Parks & Recreation Div **Fund:** 001 General Fund
Project/Item: Facility Improvements - Soccer Complex **Function:** 570 Culture & Recreation
Funding Source: City, State **Asset Type:** 663 Imp. Other Than Buildings

Cost Schedule:

Year	City	County	State	Federal	Other	Total
15/16	107,500	75,000	25,000		10,000	217,500
16/17	203,500					203,500
17/18						0
18/19						0
19/20						0
TOTAL	311,000	75,000	25,000	0	10,000	421,000

Filed Lighting expansion: Only 37.5% (approximately) of the necessary field lighting was installed when the complex was constructed. As a result, the majority of the complex is not usable after daylight hours. The fields that are currently lit require much more maintenance as they are overused due the availability of the lights. This next phase of light will be strategically installed in the center of the complex in an effort to light as many of the fields as possible, maximizing the dollars spent. This complex facilitates recreation for approximately 600 children annually. Parking Lot and ADA parking installation: 33,000.

Source of Funding
 potential¹ in-hand²
 Operating Revenues
 Tax Increment Revenues
 Impact Fees
 Bond/Loan Proceeds
 Grant
Agency: FRDAP
 Application proposed
 Application submitted
 Approved, subject to funding
 Grant awarded
 Grant accepted
 Other:
 Funding proposed
 Funding committed

¹ Potential = potential source of funding, but not yet secured

² In-hand = funding secured

CITY OF LAKE WALES
Five Year Capital Improvement Plan
FY 2015/16 - FY 2019/20

Department: Public Works - Parks & Recreation Div Fund: 001 General Fund
Project/Item: Playground Equipment - Crystal Lake Function: 570 Culture & Recreation
Funding Source: City Asset Type: 663 Imp. Other Than Buildings

Cost Schedule:

Year	City	County	State	Federal	Other	Total
15/16						0
16/17	5,000					5,000
17/18						0
18/19						0
19/20						0
TOTAL	5,000	0	0	0	0	5,000

5-expressions swings \$5,000. This is a combination adult/toddler swing that allows an adult to swing with their toddler.

Source of Funding

potential¹ in-hand²

Operating Revenues

Tax Increment Revenues

Impact Fees

Bond/Loan Proceeds

Grant

Agency:

Application proposed

Application subm 17.92%

Approved, subject to funding

Grant awarded

Grant accepted

Other:

Funding proposed

Funding committed

¹ Potential = potential source of funding, but not yet secured
² In-hand = funding secured

**CITY OF LAKE WALES
Five Year Capital Improvement Plan
FY 2015/16 - FY 2019/20**

Department: Public Works - Parks & Recreation Div **Fund:** 330 Capital Projects
Project/Item: Hardman Complex - Kirkland Gymnasium **Function:** 570 Culture & Recreation
Funding Source: City **Asset Type:** 662 Building

Cost Schedule:

Year	City	County	State	Federal	Other	Total
15/16	42,000					42,000
16/17	43,000					43,000
17/18	30,000					30,000
18/19						0
19/20						0
TOTAL	115,000	0	0	0	0	115,000

Replacement of gymnasium floor (\$60,000), parking lot resurfacing (\$25,000) and exterior painting (\$30,000).
 The wooden gymnasium floor will be replaced with "pad and pour" urethane flooring that requires less maintenance than wood flooring and is less expensive to purchase.

Source of Funding

potential¹ in-hand²

Operating Revenues

Tax Increment Revenues

Impact Fees

Bond/Loan Proceeds

Grant

Agency: Historic Preservativic & Cultural Affairs

Application proposed

Application subm 17.92%

Approved, subject to funding

Grant awarded

Grant accepted

Other: Private Contributions

Funding proposed

Funding committed

¹ Potential = potential source of funding, but not yet secured
² In-hand = funding secured

**CITY OF LAKE WALES
Five Year Capital Improvement Plan
FY 2015/16 - FY 2019/20**

Department: Public Works - Parks & Recreation Div Fund: 001 General Fund
Project/Item: Boom Sprayer - Recreation Facilities Function: 570 Culture & Recreation
Funding Source: City Asset Type: 664 Equipment

Cost Schedule:

Year	City	County	State	Federal	Other	Total
15/16	5,000					5,000
16/17						0
17/18						0
18/19						0
19/20						0
TOTAL	5,000	0	0	0	0	5,000

300-gallon boom sprayer for fertilizer and herbicides for the Lake Wales Soccer Complex. This would replace an antiquated sprayer currently in use at the complex.

Source of Funding

potential¹ in-hand²

Operating Revenues

Tax Increment Revenues

Impact Fees

Bond/Loan Proceeds

Grant

Agency:

Application proposed

Application subm 17.92%

Approved, subject to funding

Grant awarded

Grant accepted

Other:

Funding proposed

Funding committed

¹ Potential = potential source of funding, but not yet secured
² In-hand = funding secured

CITY OF LAKE WALES
Five Year Capital Improvement Plan
FY 2015/16 - FY 2019/20

Department: Public Works - Parks & Recreation Div Fund: 001 General Fund
Project/Item: Mowers - Parks Division Function: 570 Culture & Recreation
Funding Source: City Asset Type: 664 Equipment

Cost Schedule:

Year	City	County	State	Federal	Other	Total
15/16	17,500					17,500
16/17	17,500					17,500
17/18	35,000					35,000
18/19						0
19/20						0
TOTAL	70,000	0	0	0	0	70,000

Replace existing mowers with new units. The existing mowers to be replaced are 1997, 2000 and 2001 models and the City has established a 5 year life cycle on lawn mowers. The maintenance history, along with the maintenance and operating costs for each mower will be evaluated prior to replacement to ensure replacement is actually necessary in each of the designated fiscal years.

Source of Funding

potential¹ in-hand²

Operating Revenues

Tax Increment Revenues

Impact Fees

Bond/Loan Proceeds

Grant

Agency:

Application proposed

Application subm 17.92%

Approved, subject to funding

Grant awarded

Grant accepted

Other:

Funding proposed

Funding committed

¹ Potential = potential source of funding, but not yet secured
² In-hand = funding secured

**CITY OF LAKE WALES
Five Year Capital Improvement Plan
FY 2015/16 - FY 2019/20**

Department: Public Works - Parks & Recreation Div **Fund:** 001 General Fund
Project/Item: Tractors - Parks Division **Function:** 570 Culture & Recreation
Funding Source: City **Asset Type:** 664 Equipment

Cost Schedule:

Year	City	County	State	Federal	Other	Total
15/16						0
16/17	28,000					28,000
17/18	45,000					45,000
18/19	45,000					45,000
19/20						0
TOTAL	118,000	0	0	0	0	118,000

Replace existing tractor tractors with new units. The existing tractors 1983 and 1987 models and the City has established a 12 year life cycle on heavy equipment. The maintenance history, along with the maintenance and operating costs for each tractor will be evaluated prior to replacement to ensure replacement is actually necessary in each of the designated fiscal years. These tractors perform a variety of tasks, including bush hogging, finish mowing, sweeping, grading, dicing, and hauling/pulling. A new tractor is also needed at the soccer complex.

Source of Funding

potential¹ in-hand²

Operating Revenues

Tax Increment Revenues

Impact Fees

Bond/Loan Proceeds

Grant

Agency:

Application proposed

Application subm 17.92%

Approved, subject to funding

Grant awarded

Grant accepted

Other:

Funding proposed

Funding committed

¹ Potential = potential source of funding, but not yet secured
² In-hand = funding secured

**CITY OF LAKE WALES
Five Year Capital Improvement Plan
FY 2015/16 - FY 2019/20**

Department: Public Works - Parks & Recreation Div Fund: 001 General Fund
Project/Item: Vehicles - Parks Division Function: 570 Culture & Recreation
Funding Source: City Asset Type: 664 Equipment

Cost Schedule:

Year	City	County	State	Federal	Other	Total
15/16	67,307					67,307
16/17						0
17/18						0
18/19						0
19/20						0
TOTAL	67,307	0	0	0	0	67,307

Purchase van for worker transport. This would replace a 1995 model compact Van that is inefficient for transporting personnel. The replacement Van will be a larger passenger Van that can transport employees and weekend warriors/prisoners to and from work sites. Two pickup trucks are needed to replace 1995 model pickup trucks. These will be a lease purchase agreement.

Source of Funding

potential¹ in-hand²

Operating Revenues

Tax Increment Revenues

Impact Fees

Bond/Loan Proceeds

Grant

Agency:

Application proposed

Application subm 17.92%

Approved, subject to funding

Grant awarded

Grant accepted

Other:

Funding proposed

Funding committed

¹ Potential = potential source of funding, but not yet secured
² In-hand = funding secured

**CITY OF LAKE WALES
Five Year Capital Improvement Plan
FY 2015/16 - FY 2019/20**

Department: Public Works - Parks & Recreation Div Fund: 001 General Fund
Project/Item: Vehicles - Public Service Admin Function: 570 Culture & Recreation
Funding Source: City Asset Type: 664 Equipment

Cost Schedule:

Year	City	County	State	Federal	Other	Total
15/16	19,200					19,200
16/17						0
17/18						0
18/19						0
19/20						0
TOTAL	19,200	0	0	0	0	19,200

Purchase a Ford Escape. To be used by public service administration to check the progress of projects at various locations. This will be a lease agreement

Source of Funding

potential¹ in-hand²

Operating Revenues

Tax Increment Revenues

Impact Fees

Bond/Loan Proceeds

Grant

Agency:

Application proposed

Application subm 17.92%

Approved, subject to funding

Grant awarded

Grant accepted

Other:

Funding proposed

Funding committed

¹ Potential = potential source of funding, but not yet secured
² In-hand = funding secured

CITY OF LAKE WALES
Five Year Capital Improvement Plan
FY 2015/16 - FY 2019/20

Department: Public Works - Parks & Recreation Div Fund: 001 General Fund
Project/Item: Vehicles Function: 570 Culture & Recreation
Funding Source: City Asset Type: 664 Equipment

Cost Schedule:

Year	City	County	State	Federal	Other	Total
15/16	21,154					21,154
16/17						0
17/18						0
18/19						0
19/20						0
TOTAL	21,154	0	0	0	0	21,154

Ford F-150. This will be a lease purchase.

Source of Funding

potential¹ in-hand²

Operating Revenues

Tax Increment Revenues

Impact Fees

Bond/Loan Proceeds

Grant

Agency:

Application proposed

Application submitted

Approved, subject to funding

Grant awarded

Grant accepted

Other:

Funding proposed

Funding committed

¹ Potential = potential source of funding, but not yet secured

² In-hand = funding secured

Public Works/Streets Division

5 Year Capital Improvement Plan FY 2015/16 - 2019/20

Department: Public Works/Public Services: Streets Division

Type: Improvements Other than Buildings
Function: 540 Transportation

Description	Dept.	Function Code	Asset Type	Impact Fee Elig.	Grant/Financing	Funding Sources				Fiscal Year					5-YEAR TOTAL	
						City	County	State	Federal	Other	TOTAL	15/16	16/17	17/18		18/19
1	Streets	540	I			1,700,000					1,700,000	100,000	400,000	400,000	400,000	1,700,000
2	Streets	540	I			250,000					250,000	25,000	75,000	75,000		250,000
3	Streets	540	I			100,000					100,000	100,000				100,000
SUBTOTAL IMPROVEMENTS						2,050,000					2,050,000	125,000	575,000	475,000	400,000	2,050,000

Type: Equipment
Function: 540 Transportation

Description	Dept.	Function Code	Asset Type	Impact Fee Elig.	Grant/Financing	Funding Sources				Fiscal Year					5-YEAR TOTAL	
						City	County	State	Federal	Other	TOTAL	15/16	16/17	17/18		18/19
4	Streets	540	E			60,000					60,000					60,000
5	Streets	540	E			35,000					35,000			17,500	17,500	35,000
6	Streets	540	E			52,000					52,000	20,000	16,000	16,000		52,000
7	Streets	540	E			30,000					30,000		30,000			30,000
8	Streets	540	E	Yes		63,461					63,461	42,307	21,154			63,461
SUBTOTAL EQUIPMENT						240,461					240,461	62,307	127,154	33,500	17,500	240,461

TOTAL DEPARTMENT						2,290,461					2,290,461	187,307	702,154	508,500	417,500	2,290,461
------------------	--	--	--	--	--	-----------	--	--	--	--	-----------	---------	---------	---------	---------	-----------

**CITY OF LAKE WALES
Five Year Capital Improvement Plan
FY 2015/16 - FY 2019/20**

Department: Public Works - Streets Div Fund: 102 Transportation
Project/Item: Roads/Alleys Resurfacing Function: 540 Transportation
Funding Source: City Asset Type: 663 Improvements
 Other Than Buildings

Cost Schedule:

Year	City	County	State	Federal	Other	Total
15/16	100,000					100,000
16/17	400,000					400,000
17/18	400,000					400,000
18/19	400,000					400,000
19/20	400,000					400,000
TOTAL	1,700,000	0	0	0	0	1,700,000

Description:

The repair and replacement of damaged sidewalks and streets throughout the city's jurisdictional area to include curbs, inlets, striping and directional markings for the streets.

Source of Funding

potential¹ in-hand²

Operating Revenues

Tax Increment Revenues

Impact Fees

Bond/Loan Proceeds

Grant

Agency:

Application proposed

Application submitted

Approved, subject to funding

Grant awarded

Grant accepted

Other:

Funding proposed

Funding committed

¹ Potential = potential source of funding, but not yet secured

² In-hand = funding secured

CITY OF LAKE WALES
Five Year Capital Improvement Plan
FY 2015/16 - FY 2019/20

Department: Public Works - Streets Div **Fund:** 102 Transportation
Project/Item: Central Avenue Railroad Crossing **Function:** 540 Transportation
Funding Source: City **Asset Type:** 663 Improvements
 Other Than Buildings

Cost Schedule:

Year	City	County	State	Federal	Other	Total
15/16						0
16/17	100,000					100,000
17/18						0
18/19						0
19/20						0
TOTAL	100,000	0	0	0	0	100,000

Description:

Repair streets crossing the Central Avenue railroad tracks.

Source of Funding

potential¹ in-hand²

Operating Revenues

Tax Increment Revenues

Impact Fees

Financed/Leased

Grant

Agency:

Application proposed

Application submitted

Approved, subject to funding

Grant awarded

Grant accepted

Other:

Funding proposed

Funding committed

¹ Potential = potential source of funding, but not yet secured

² In-hand = funding secured

**CITY OF LAKE WALES
Five Year Capital Improvement Plan
FY 2015/16 - FY 2019/20**

Department: Public Works - Streets Div **Fund:** 102 Transportation
Project/Item: Backhoe - Streets Div **Function:** 540 Transportation
Funding Source: City **Asset Type:** 664 Equipment

Cost Schedule:

Year	City	County	State	Federal	Other	Total
15/16						0
16/17	60,000					60,000
17/18						0
18/19						0
19/20						0
TOTAL	60,000	0	0	0	0	60,000

Description:

This will replace a 1990 model backhoe with a new and more efficient model. The year of this backhoe has surpassed the City's life cycle limit for equipment by 12 years.

Source of Funding

potential¹ in-hand²

Operating Revenues

Tax Increment Revenues

Impact Fees

Financed/Leased

Grant

Agency:

Application proposed

Application submitted

Approved, subject to funding

Grant awarded

Grant accepted

Other:

Funding proposed

Funding committed

¹ Potential = potential source of funding, but not yet secured

² In-hand = funding secured

**CITY OF LAKE WALES
Five Year Capital Improvement Plan
FY 2015/16 - FY 2019/20**

Department: Public Works - Streets Div Fund: 102 Transportation
Project/Item: Mowers - Streets Div Function: 540 Transportation
Funding Source: City Asset Type: 664 Equipment

Cost Schedule:

Year	City	County	State	Federal	Other	Total
15/16						0
16/17						0
17/18	17,500					17,500
18/19	17,500					17,500
19/20						0
TOTAL	35,000	0	0	0	0	35,000

Description:

Mower replacements. These mower will replace a model year 2008 and 2010 mowers. The mower will have surpassed their City established life cycles by 4 and 3 years respectively.

Source of Funding

potential¹ in-hand²

Operating Revenues

Tax Increment Revenues

Impact Fees

Financed/Leased

Grant

Agency:

Application proposed

Application submitted

Approved, subject to funding

Grant awarded

Grant accepted

Other:

Funding proposed

Funding committed

¹ Potential = potential source of funding, but not yet secured

² In-hand = funding secured

CITY OF LAKE WALES
Five Year Capital Improvement Plan
FY 2015/16 - FY 2019/20

Department: Public Works - Streets Div **Fund:** 102 Transportation
Project/Item: Safety Lighting - School Zones **Function:** 540 Transportation
Funding Source: City **Asset Type:** 664 Equipment

Cost Schedule:

Year	City	County	State	Federal	Other	Total
15/16	20,000					20,000
16/17	16,000					16,000
17/18	16,000					16,000
18/19						0
19/20						0
TOTAL	52,000	0	0	0	0	52,000

Description:

Flashing amber lights to mark school zones on streets with heavy vehicular traffic.

Source of Funding

potential¹ in-hand²

Operating Revenues

Tax Increment Revenues

Impact Fees

Financed/Leased

Grant

Agency:

Application proposed

Application submitted

Approved, subject to funding

Grant awarded

Grant accepted

Other:

Funding proposed

Funding committed

¹ Potential = potential source of funding, but not yet secured
² In-hand = funding secured

CITY OF LAKE WALES
Five Year Capital Improvement Plan
FY 2015/16 - FY 2019/20

Department: Public Works - Streets Div

Fund: 102 Transportation

Project/Item: Sweeper Tractor

Function: 540 Transportation

Funding Source: City

Asset Type: 664 Equipment

Cost Schedule:

Year	City	County	State	Federal	Other	Total
15/16						0
16/17	30,000					30,000
17/18						0
18/19						0
19/20						0
TOTAL	30,000	0	0	0	0	30,000

Description:

Replacement sweeper tractor needed for use on the trails and within parks and other open areas.
 The existing tractor is a 1995 model and has surpassed the City's established life cycle by 7 year:

Source of Funding

potential¹ in-hand²

Operating Revenues

Tax Increment Revenues

Impact Fees

Financed/Leased

Grant

Agency:

Application proposed

Application submitted

Approved, subject to funding

Grant awarded

Grant accepted

Other:

Funding proposed

Funding committed

¹ Potential = potential source of funding, but not yet secured

² In-hand = funding secured

CITY OF LAKE WALES
Five Year Capital Improvement Plan
FY 2015/16 - FY 2019/20

Department: Public Works - Streets Div **Fund:** 102 Transportation
Project/Item: Vehicle - Streets Div **Function:** 540 Transportation
Funding Source: City **Asset Type:** 664 Equipment

Cost Schedule:

Year	City	County	State	Federal	Other	Total
15/16	42,307					42,307
16/17	21,154					21,154
17/18						0
18/19						0
19/20						0
TOTAL	63,461	0	0	0	0	63,461

Description:

15'16 - Replacing two 1995 Ford pick-up trucks with a new truck. These vehicles have surpassed the City's established life cycle by 7 years.
16'17 - Replacing 1995 Ford pick-up truck with a new truck. This vehicle has surpassed the City's established life cycle by 8 years.

Source of Funding

potential¹ in-hand²

Operating Revenues

Tax Increment Revenues

Impact Fees

Financed/Leased

Grant

Agency:

Application proposed

Application submitted

Approved, subject to funding

Grant awarded

Grant accepted

Other:

Funding proposed

Funding committed

¹ Potential = potential source of funding, but not yet secured
² In-hand = funding secured

Public Works/Utilities

5 Year Capital Improvement Plan FY 2015/16 - 2019/20

Department: Utilities

Type: Land
Function: 530 Physical Environment

Description	Dept.	Function Code	Asset Type	Impact Fee Elig.	Grant/Financing	Funding Sources				Fiscal Year				5-YEAR TOTAL	
						City	County	State	Federal	Other	15/16	16/17	17/18		18/19
Land - Burns Avenue Plant	Ut - Water	530	L	Yes		100,000						100,000			100,000
SUBTOTAL LAND						100,000						100,000			100,000

1

Type: Buildings
Function: 530 Physical Environment

Description	Dept.	Function Code	Asset Type	Impact Fee Elig.	Grant/Financing	Funding Sources				Fiscal Year				5-YEAR TOTAL	
						City	County	State	Federal	Other	15/16	16/17	17/18		18/19
Bathrooms - Water Plants	Ut - Water	530	B			13,000						13,000			13,000
SUBTOTAL BUILDINGS						13,000						13,000			13,000

2

Type: Improvements Other than Buildings
Function: 530 Physical Environment

Description	Dept.	Function Code	Asset Type	Impact Fee Elig.	Grant/Financing	Funding Sources				Fiscal Year				5-YEAR TOTAL	
						City	County	State	Federal	Other	15/16	16/17	17/18		18/19
Asbestos/Cement Pipe Removal	Ut - Water	530	I		Yes - Series 2016	900,000						900,000			900,000
Lift Station Pump Replacement	Ut - Sewer	530	I		Yes - Series 2015	250,000						250,000			250,000
Lift Station Rehab	Ut - Sewer	530	I		Yes - S 2015, S 2016	750,000						750,000			750,000
New Service Connections - Reuse	Ut - Reuse	530	I			50,000						50,000			50,000
New Service Connections - Water	Ut - Water	530	I			200,000						200,000			200,000
Reuse Upgrades	Ut - Reuse	530	I		Yes - SWFMD, S 2016	790,000						1,040,000			1,040,000
Northwest Water Line Extensions	Ut - Water	530	I	Yes	Yes - Series 2016	250,000						1,000,000			1,000,000
SCADA Upgrade	Ut - Sewer	530	I			100,000						100,000			100,000
Sewer Improvements - C Street & Vicinity	Ut - Sewer	530	I		Yes - SRF (Obtained)	6,150,000						6,800,000			6,800,000
Sewer Improvements - Unsewered Areas	Ut - Sewer	530	I	Yes		1,400,000						1,400,000			1,400,000
Sewer Lines - Sliplining	Ut - Sewer	530	I		Series 2016	600,000						600,000			600,000
Storage Tank/Ground - Water	Ut - Water	530	I	Yes	Series 2016	700,000						700,000			700,000
Utilities Transmission Systems - S.R. 60 W.	Ut - Sewer	530	I	Yes	Yes - SRF (Proposed)	6,575,000						6,575,000			6,575,000
Wastewater Treatment Plant Expansion	Ut - Sewer	530	I	Yes	Yes - SRF (Proposed)	5,075,000						5,075,000			5,075,000
Water Line (Galvanized) Replacement	Ut - Water	530	I		Yes - Series 2016	1,200,000						1,200,000			1,200,000
US 27 Vanguard Relocation-Water	Ut - Water	530	I		Yes - Series 2015	175,000						175,000			175,000
SUBTOTAL IMPROVEMENTS						25,465,000						27,115,000			27,115,000

19

5 Year Capital Improvement Plan FY 2015/16 - 2019/20

Department: Utilities

Type: Equipment

Function: 530 Physical Environment

Description	Dept.	Function Code	Asset Type	Impact Fee Elig.	Grant/Financing	Funding Sources				Fiscal Year					5-YEAR TOTAL		
						City	County	State	Federal	Other	TOTAL	15/16	16/17	17/18		18/19	19/20
Utilities Equipment - Misc.	Ut - Sewer	530	E		Lease Purchase	155,000					155,000						155,000
Vector Truck	Ut - Sewer	530	E		Lease Purchase	400,000					400,000						400,000
BCR System	Ut - Sewer	530	E		Series 2016	110,000					50,000	60,000					110,000
SUBTOTAL EQUIPMENT						665,000					450,000	215,000					665,000

Type: Other

Function: 530 Physical Environment

Description	Dept.	Function Code	Asset Type	Impact Fee Elig.	Grant/Financing	Funding Sources				Fiscal Year					5-YEAR TOTAL		
						City	County	State	Federal	Other	TOTAL	15/16	16/17	17/18		18/19	19/20
Infiltration & Intrusion Study	Ut - Sewer	530	O		Yes - Series 2016	223,000					223,000						223,000
Master Plan - Wastewater Collection Sys	Ut - Sewer	530	O			75,000					75,000						75,000
US 27 Vanguard Relocation-Sewer	Ut - Sewer	530	O		Yes - Series 2015	175,000					175,000						175,000
Southeast Well Field	Ut - Water	530	I			6,877					6,877						6,877
SUBTOTAL Other						479,877					479,877	75,000	223,000				479,877

TOTAL DEPARTMENT	26,722,877	1,850,000	8,759,877	11,065,000	1,773,000	1,225,000	5,550,000	28,372,877
------------------	------------	-----------	-----------	------------	-----------	-----------	-----------	------------

Note: Debt Issuance would be allocated to the following:

Series 2015	All categories highlighted in green	700,000
Series 2016	All categories highlighted in yellow	6,000,000
SRF Funding	All categories highlighted in gold	12,725,000
Lease Purchases	All categories highlighted in blue	400,000
		<u>\$ 19,825,000</u>

**CITY OF LAKE WALES
Five Year Capital Improvement Plan
FY 2015/16 - FY 2019/20**

Department: Public Works - Utilities - Water Division **Fund:** 403 Utilities
Project/Item: Land - Burns Avenue Plant **Function:** 530 Physical Environment
Funding Source: City **Asset Type:** 661 Land

Cost Schedule:

Year	City	County	State	Federal	Other	Total
15/16						0
16/17	100,000					100,000
17/18						0
18/19						0
19/20						0
TOTAL	100,000	0	0	0	0	100,000

Description:

Purchase land for construction of a ground storage tank for redundancy at the Burns Avenue Plant.--The additional land would need to be purchased close to the existing plant. The existing plant location is on an easement supplied by the School Board. Staff will make an effort to contact the School Board for an additional easement. If staff is successful with the additional easement the purchase will not be necessary.

Source of Funding

potential¹ in-hand²

- Operating Revenues
- Tax Increment Revenues
- Impact Fees
- Bond/Loan Proceeds
- Grant

Agency: FEMA

- Application proposed
- Application submitted
- Approved, subject to funding
- Grant awarded
- Grant accepted
- Other:**

- Funding proposed
- Funding committed

¹Potential = potential source of funding, but not yet secured
²In-hand = funding secured

**CITY OF LAKE WALES
Five Year Capital Improvement Plan
FY 2015/16 - FY 2019/20**

Department: Public Works - Utilities - Water Division Fund: 403 Utilities
Project/Item: Bathrooms - Water Plants Function: 530 Physical Environment
Funding Source: City Asset Type: 662 Buildings

Cost Schedule:

Year	City	County	State	Federal	Other	Total
15/16	13,000					13,000
16/17						0
17/18						0
18/19						0
19/20						0
TOTAL	13,000	0	0	0	0	13,000

Description:

Provide a bathroom at the water plant. A bathroom does not exist at this time. The bathroom would be constructed at the Market Street Plant.

Source of Funding

potential¹ in-hand²

Operating Revenues

Tax Increment Revenues

Impact Fees

Bond/Loan Proceeds

Grant

Agency: FEMA

Application proposed

Application submitted

Approved, subject to funding

Grant awarded

Grant accepted

Other:

Funding proposed

Funding committed

¹ Potential = potential source of funding, but not yet secured

² In-hand = funding secured

CITY OF LAKE WALES
Five Year Capital Improvement Plan
FY 2015/16 - FY 2019/20

Department: Public Works - Utilities - Wastewater Division Fund: 403 Utilities

Project/Item: Lift Station Pump Replacement Function: 530 Physical Environment

Funding Source: City Asset Type: 663 Improvements Other Than Buildings

Cost Schedule:

Year	City	County	State	Federal	Other	Total
15/16	100,000					100,000
16/17	100,000					100,000
17/18						0
18/19	50,000					50,000
19/20						0
TOTAL	250,000	0	0	0	0	250,000

Description:

Each year, some of the existing lift stations should have the pumps replaced. The pumps should have a useful life of 25 years.

Source of Funding

potential¹ in-hand²

Operating Revenues

Tax Increment Revenues

Impact Fees

Bond/Loan Proceeds

Grant

Agency:

Application proposed

Application submitted

Approved, subject to funding

Grant awarded

Grant accepted

Other:

Funding proposed

Funding committed

¹ Potential = potential source of funding, but not yet secured

² In-hand = funding secured

**CITY OF LAKE WALES
Five Year Capital Improvement Plan
FY 2015/16 - FY 2019/20**

Department: Public Works - Utilities - Wastewater Division **Fund:** 403 Utilities

Project/Item: Lift Station Rehab **Function:** 530 Physical Environment

Funding Source: City **Asset Type:** 663 Improvements
Other Than Buildings

Cost Schedule:

Year	City	County	State	Federal	Other	Total
15/16	250,000					250,000
16/17						0
17/18	250,000					250,000
18/19						0
19/20	250,000					250,000
TOTAL	750,000	0	0	0	0	750,000

Description:

Each alternating year, some of the existing lift stations should be rehabilitated with replacement of control panel, rails and piping.

Source of Funding

potential¹ in-hand²

Operating Revenues

Tax Increment Revenues

Impact Fees

Bond/Loan Proceeds

Grant

Agency:

Application proposed

Application submitted

Approved, subject to funding

Grant awarded

Grant accepted

Other:

Funding proposed

Funding committed

¹ Potential = potential source of funding, but not yet secured
² In-hand = funding secured

**CITY OF LAKE WALES
Five Year Capital Improvement Plan
FY 2015/16 - FY 2019/20**

Department: Public Works - Utilities - Reuse Division **Fund:** 403 Utilities

Project/Item: New Service Connections - Reuse **Function:** 530 Physical Environment

Funding Source: City **Asset Type:** 663 Improvements
Other Than Buildings

Cost Schedule:

Year	City	County	State	Federal	Other	Total
15/16	10,000					10,000
16/17	10,000					10,000
17/18	10,000					10,000
18/19	10,000					10,000
19/20	10,000					10,000
TOTAL	50,000	0	0	0	0	50,000

Description:

New service connections as development occurs in the reuse service area.

Source of Funding

potential¹ in-hand²

Operating Revenues

Tax Increment Revenues

Impact Fees

Financing/Lease Proceeds

Grant

Agency:

Application proposed

Application submitted

Approved, subject to funding

Grant awarded

Grant accepted

Other:

Funding proposed

Funding committed

¹ Potential = potential source of funding, but not yet secured

² In-hand = funding secured

CITY OF LAKE WALES
Five Year Capital Improvement Plan
FY 2015/16 - FY 2019/20

Department: Public Works - Utilities - Water Division **Fund:** 403 Utilities

Project/Item: New Service Connections - Water **Function:** 530 Physical Environment

Funding Source: City **Asset Type:** 663 Improvements
 Other Than Buildings

Cost Schedule:

Year	City	County	State	Federal	Other	Total
15/16	40,000					40,000
16/17	40,000					40,000
17/18	40,000					40,000
18/19	40,000					40,000
19/20	40,000					40,000
TOTAL	200,000	0	0	0	0	200,000

Description:

Provision for new service connections as development occurs in the utility service area.

Source of Funding

potential¹ in-hand²

Operating Revenues

Tax Increment Revenues

Impact Fees

Bond/Loan Proceeds

Grant

Agency:

Application proposed

Application submitted

Approved, subject to funding

Grant awarded

Grant accepted

Other:

Funding proposed

Funding committed

¹ Potential = potential source of funding, but not yet secured

² In-hand = funding secured

**CITY OF LAKE WALES
Five Year Capital Improvement Plan
FY 2015/16 - FY 2019/20**

Department: Public Works - Utilities - Reuse Division **Fund:** 403 Utilities

Project/Item: Reuse Upgrades **Function:** 530 Physical Environment

Funding Source: City **Asset Type:** 663 Improvements
Other Than Buildings

Cost Schedule:

Year	City	County	State	Federal	Other	Total
15/16	40,000					40,000
16/17	750,000			250,000		1,000,000
17/18						0
18/19						0
19/20						0
TOTAL	790,000	0	0	250,000	0	1,040,000

Description:

Hydro tank replacement for tank at plant and to make the VFD's and old control panel compatible. VFD's for pump #1 are still on soft start. The soft start allows the pump drive unit to slow start instead of making the pumps turn on instantly causing a jerking motion of the pumps. The VFD's (Variable Frequency Drive) provides and maintains a steady speed for pumping. Engineering will be performed to determine what additional upgrades are needed to replace the additional storage tank that had been slated.

Source of Funding

potential¹ in-hand²

Operating Revenues

Tax Increment Revenues

Impact Fees

Bond/Loan Proceeds

Grant

Agency: SWFWMD

Application proposed

Application submitted

Approved, subject to funding

Grant awarded

Grant accepted

Other: Customer Funding

Funding proposed

Funding committed

¹ Potential = potential source of funding, but not yet secured

² In-hand = funding secured

**CITY OF LAKE WALES
Five Year Capital Improvement Plan
FY 2015/16 - FY 2019/20**

Department: Public Works - Utilities - Water Division **Fund:** 403 Utilities

Project/Item: Northwest Water Line Extensions **Function:** 530 Physical Environment

Funding Source: City, Federal **Asset Type:** 663 Improvements Other Than Buildings

Cost Schedule:

Year	City	County	State	Federal	Other	Total
15/16						0
16/17	250,000			750,000		1,000,000
17/18						0
18/19						0
19/20						0
TOTAL	250,000	0	0	750,000	0	1,000,000

Description:

Eliminate low pressure/low volume conditions in area of Sessoms/First, Dr. JA Wiltshire to B Street. From B Street to Washington Avenue, then down Washington Avenue to tie in C Street, D Street. This line will tie into the 10" line installed during the Asbestos replacement at the corner of E Street and Washington.

Source of Funding

potential¹ in-hand²

Operating Revenues

Tax Increment Revenues

Impact Fees

Bond/Loan Proceeds

Grant

Agency: CDBG

Application proposed

Application submitted

Approved, subject to funding

Grant awarded

Grant accepted

Other:

Funding proposed

Funding committed

¹ Potential = potential source of funding, but not yet secured
² in-hand = funding secured

**CITY OF LAKE WALES
Five Year Capital Improvement Plan
FY 2015/16 - FY 2019/20**

Department: Public Works - Utilities - Water Division **Fund:** 403 Utilities
Project/Item: SCADA Interconnect **Function:** 530 Physical Environment
Funding Source: City **Asset Type:** 663 Improvements Other than Buildings

Cost Schedule:

Year	City	County	State	Federal	Other	Total
15/16						0
16/17	100,000					100,000
17/18						0
18/19						0
19/20						0
TOTAL	100,000	0	0	0	0	100,000

Description:

Interconnect three existing water treatment plants with SCADA control system. This system will connect all the distribution end points and the elevation storage towers.

Source of Funding

potential¹ in-hand²

- Operating Revenues**
 - Tax Increment Revenues**
 - Impact Fees**
 - Bond/Loan Proceeds**
 - Grant**
- Agency:**
- Application proposed
 - Application submitted
 - Approved, subject to funding
 - Grant awarded
 - Grant accepted
- Other:**
- Funding proposed
 - Funding committed

¹ Potential = potential source of funding, but not yet secured

² In-hand = funding secured

**CITY OF LAKE WALES
Five Year Capital Improvement Plan
FY 2015/16 - FY 2019/20**

Department: Public Works - Utilities - Wastewater Division **Fund:** 403 Utilities

Project/Item: Sewer Improvements - Unsewered Areas **Function:** 530 Physical Environment

Funding Source: City **Asset Type:** 663 Improvements
Other Than Buildings

Cost Schedule:

Year	City	County	State	Federal	Other	Total
15/16	200,000					200,000
16/17	300,000					300,000
17/18	400,000					400,000
18/19	500,000					500,000
19/20						0
TOTAL	1,400,000	0	0	0	0	1,400,000

Description:

To service areas not currently sewerred. Project could be both CDBG and SRF fundable.-Bel
Omnibre to be connected to city sewer as part of the Heartland Community off site connection.
Staff evaluating additional areas within the city limit that are still not on city sewer.

Source of Funding
 potential¹ in-hand²

- Operating Revenues**
- Tax Increment Revenues**
- Impact Fees**
- Bond/Loan Proceeds**
- Grant**

- Agency: CDBG**
- Application proposed
 - Application submitted
 - Approved, subject to funding
 - Grant awarded
 - Grant accepted

- Other:**
- Funding proposed
 - Funding committed

¹ Potential = potential source of funding,
but not yet secured
² In-hand = funding secured

CITY OF LAKE WALES
Five Year Capital Improvement Plan
FY 2015/16 - FY 2019/20

Department: Public Works - Utilities - Wastewater Division Fund: 403 Utilities

Project/Item: Sewer Lines - Sliplining Function: 530 Physical Environments

Funding Source: City Asset Type: 663 Improvements Other Than Buildings

Cost Schedule:

Year	City	County	State	Federal	Other	Total
15/16						0
16/17	300,000					300,000
17/18						0
18/19	300,000					300,000
19/20						0
TOTAL	600,000	0	0	0	0	600,000

Description:

Lining of deteriorating sewer lines where line replacement is not feasible. The amount budgeted would allow for the lining of the main line, service lines, and manholes in the entire area.

Source of Funding

potential¹ in-hand²

Operating Revenues

Tax Increment Revenues

Impact Fees

Bond/Loan Proceeds - CRA

Grant

Agency:

Application proposed

Application submitted

Approved, subject to funding

Grant awarded

Grant accepted

Other:

Funding proposed

Funding committed

¹ Potential = potential source of funding, but not yet secured

² In-hand = funding secured

**CITY OF LAKE WALES
Five Year Capital Improvement Plan
FY 2015/16 - FY 2019/20**

Department: Public Works - Utilities - Water Division **Fund:** 403 Utilities

Project/Item: Storage Tank/Ground - Water

Function: 530 Physical Environment

Funding Source: City

Asset Type: 663 Improvements
Other Than Buildings

Cost Schedule:

Year	City	County	State	Federal	Other	Total
15/16						0
16/17	700,000					700,000
17/18						0
18/19						0
19/20						0
TOTAL	700,000	0	0	0	0	700,000

Description:

Engineering of standard concrete tank for redundancy and added storage at the High School Water Treatment Plant. New tank is to be same size as current tank on site which is a .4 MGD tank.

Source of Funding

potential¹ in-hand²

Operating Revenues

Tax Increment Revenues

Impact Fees

Bond/Loan Proceeds

Grant

Agency:

Application proposed

Application submitted

Approved, subject to funding

Grant awarded

Grant accepted

Other:

Funding proposed

Funding committed

¹ Potential = potential source of funding, but not yet secured

² In-hand = funding secured

CITY OF LAKE WALES Five Year Capital Improvement Plan FY 2015/16 - FY 2019/20

Department: Public Works - Utilities - Wastewater Division Fund: 403 Utilities
Project/Item: Utilities Transmission Systems - S.R. 60 W. Function: 530 Physical Environment
Funding Source: City Asset Type: 663 Improvements Other Than Buildings

Cost Schedule:

Year	City	County	State	Federal	Other	Total
15/16	3,000,000					3,000,000
16/17	3,575,000					3,575,000
17/18						0
18/19						0
19/20						0
TOTAL	6,575,000	0	0	0	0	6,575,000

Description:

Design, permitting, bidding and construction management for the West S.R. 60 water transmission and wastewater collection systems.

Source of Funding

potential¹ in-hand²

- Operating Revenues
- Tax Increment Revenues
- Impact Fees
- Bond/Loan Proceeds
- Grant

Agency: CDBG, EDA

- Application proposed
- Application submitted
- Approved, subject to funding
- Grant awarded
- Grant accepted

- Other:
 - Funding proposed
 - Funding committed

¹ Potential = potential source of funding, but not yet secured

² In-hand = funding secured

**CITY OF LAKE WALES
Five Year Capital Improvement Plan
FY 2015/16 - FY 2019/20**

Department: Public Works - Utilities - Wastewater Division **Fund:** 403 Utilities

Project/Item: Wastewater Treatment Plant Expansion **Function:** 530 Physical Environment

Funding Source: City **Asset Type:** 663 Improvements
Other Than Buildings

Cost Schedule:

Year	City	County	State	Federal	Other	Total
15/16						0
16/17						0
17/18						0
18/19	75,000					75,000
19/20	5,000,000					5,000,000
TOTAL	5,075,000	0	0	0	0	5,075,000

Description:

Begin modular expansion of Wastewater Treatment Plant. Scheduling of phases is dependent on growth requirements. The plant current permitted capacity is 2.19 MGD. Available capacity is .789 MGD. An expansion would be required provided all approved development is constructed. APPROXIMATELY 36% OF CAPACITY AVAILABLE.

Source of Funding

potential¹ in-hand²

Operating Revenues

Tax Increment Revenues

Impact Fees

Bond/Loan Proceeds (SRF)

Grant

Agency:

Application proposed

Application submitted

Approved, subject to funding

Grant awarded

Grant accepted

Other:

Funding proposed

Funding committed

¹ Potential = potential source of funding, but not yet secured

² In-hand = funding secured

CITY OF LAKE WALES
Five Year Capital Improvement Plan
FY 2015/16 - FY 2019/20

Department: Public Works - Utilities - Water Division **Fund:** 403 Utilities

Project/Item: Water Line (Galvanized) Replacement **Function:** 530 Physical Environment

Funding Source: City **Asset Type:** 663 Improvements Other Than Buildings

Cost Schedule:

Year	City	County	State	Federal	Other	Total
15/16	200,000					200,000
16/17	250,000					250,000
17/18	250,000					250,000
18/19	250,000					250,000
19/20	250,000					250,000
TOTAL	1,200,000	0	0	0	0	1,200,000

Description:

15-16 Replacing 800' of 2" galvanized with 4" HDPE on Highview Dr, Replace 400' of 2" galvanized on Stuart Avenue, from First St to Market St. replace 660' of 2" galvanized water line on Orange Ave from Wetmore Street to MLK Jr Blvd. replace 2" galvanized ware line on Crystal Ave from Phillips St to MLK Jr. Blvd. Will relocate meters and water mains to the front of the houses where it applies. Additional area maybe completed is budget allows.

Source of Funding

potential¹ in-hand²

- Operating Revenues**
 - Tax Increment Revenues**
 - Impact Fees**
 - Bond/Loan Proceeds**
 - Grant**
- Agency:**
- Application proposed
 - Application submitted
 - Approved, subject to funding
 - Grant awarded
 - Grant accepted
- Other:**
- Funding proposed
 - Funding committed

¹ Potential = potential source of funding, but not yet secured

² In-hand = funding secured

**CITY OF LAKE WALES
Five Year Capital Improvement Plan
FY 2015/16 - FY 2019/20**

Department: Public Works - Utilities - Water/Wastewater Division **Fund:** 403 Utilities
Project/Item: Southeast Well Field **Function:** 530 Physical Environment
Funding Source: City **Asset Type:** 664 Equipment

Cost Schedule:

Year	City	County	State	Federal	Other	Total
15/16	6,877					6,877
16/17						0
17/18						0
18/19						0
19/20						0
TOTAL	6,877	0	0	0	0	6,877

Description:

City buying to the area collation relating to the formation of the Southeast Well Field,

Source of Funding

potential¹ in-hand²

- Operating Revenues**
 - Tax Increment Revenues**
 - Impact Fees**
 - Financing/Lease Proceeds**
 - Grant**
- Agency:**
- Application proposed
 - Application submitted
 - Approved, subject to funding
 - Grant awarded
 - Grant accepted
- Other:**
- Funding proposed
 - Funding committed

¹ Potential = potential source of funding, but not yet secured

² In-hand = funding secured

**CITY OF LAKE WALES
Five Year Capital Improvement Plan
FY 2015/16 - FY 2019/20**

Department: Public Works - Utilities - Water/Wastewater Division **Fund:** 403 Utilities
Project/Item: Utilities Equipment - Misc. **Function:** 530 Physical Environment
Funding Source: City **Asset Type:** 664 Equipment

Cost Schedule:

Year	City	County	State	Federal	Other	Total
15/16						0
16/17	155,000					155,000
17/18						0
18/19						0
19/20						0
TOTAL	155,000	0	0	0	0	155,000

Description:

Miscellaneous items of equipment needed in water and wastewater operations. Water Vac trailer with valve exerciser-This piece of equipment is used to pump the water out of a hole resulting from line breaks to avoid using the waste water vactor truck and to avoid possible contamination of the potable water system.-\$50,000 90 hp enclosed cab Tractor and hydraulic disc and tiller for the maintenance of the rib sites-\$50,000. Bush hog mower for the tractor-\$20,000. Lawn mower for mowing of the other waste water facilities. -\$15,000-Replace all lawn equipment for the water division-\$20,000(Mower, Blower, Edger, Weed Eater).

Source of Funding

potential¹ in-hand²

Operating Revenues

Tax Increment Revenues

Impact Fees

Financing/Lease Proceeds

Grant

Agency:

Application proposed

Application submitted

Approved, subject to funding

Grant awarded

Grant accepted

Other:

Funding proposed

Funding committed

¹ Potential = potential source of funding, but not yet secured
² In-hand = funding secured

**CITY OF LAKE WALES
Five Year Capital Improvement Plan
FY 2015/16 - FY 2019/20**

Department: Public Works - Utilities - Wastewater Division **Fund:** 403 Utilities
Project/Item: Vactor Truck **Function:** 530 Physical Environment
Funding Source: City **Asset Type:** 664 Equipment

Cost Schedule:

Year	City	County	State	Federal	Other	Total
15/16	400,000					400,000
16/17						0
17/18						0
18/19						0
19/20						0
TOTAL	400,000	0	0	0	0	400,000

Description:

Replacement of aging equipment used to pump down lift stations during power outages and other emergencies as well as clearing, cleaning and opening clogged catch basins, manholes, and storm sewers. Existing vactor truck will be maintained for use during hurricane season to prepare infrastructure for storm events. The current vactor was purchased in 2006. This is high usage vehicle it needs to be available when staff is in need of it. ITEM WAS PLACED UNDER LEASES.

Source of Funding

potential¹ in-hand²

- Operating Revenues**
 - Tax Increment Revenues**
 - Impact Fees**
 - Financing/Lease Proceeds**
 - Grant**
- Agency:**
- Application proposed
 - Application submitted
 - Approved, subject to funding
 - Grant awarded
 - Grant accepted
- Other:**
- Funding proposed
 - Funding committed

¹ Potential = potential source of funding, but not yet secured

² In-hand = funding secured

**CITY OF LAKE WALES
Five Year Capital Improvement Plan
FY 2015/16 - FY 2019/20**

Department: Public Works - Utilities - Wastewater Division **Fund:** 403 Utilities
Project/Item: BCR System **Function:** 530 Physical Environment
Funding Source: City **Asset Type:** 664 Equipment

Cost Schedule:

Year	City	County	State	Federal	Other	Total
15/16	50,000					50,000
16/17	60,000					60,000
17/18						0
18/19						0
19/20						0
TOTAL	110,000	0	0	0	0	110,000

Description:

A new chemical process for converting sludge into fertilizer.

Source of Funding

potential¹ in-hand²

Operating Revenues

Tax Increment Revenues

Impact Fees

Financing/Lease Proceeds

Grant

Agency:

Application proposed

Application submitted

Approved, subject to funding

Grant awarded

Grant accepted

Other:

Funding proposed

Funding committed

¹ Potential = potential source of funding, but not yet secured

² In-hand = funding secured

CITY OF LAKE WALES
Five Year Capital Improvement Plan
FY 2015/16 - FY 2019/20

Department: Public Works - Utilities - Wastewater Division **Fund:** 403 Utilities
Project/Item: Infiltration & Intrusion Study **Function:** 530 Physical Environment
Funding Source: City **Asset Type:** 665 Other Capital

Cost Schedule:

Year	City	County	State	Federal	Other	Total
15/16						0
16/17						0
17/18	223,000					223,000
18/19						0
19/20						0
TOTAL	223,000	0	0	0	0	223,000

Description:

Infiltration and intrusion study to identify additional problems in sewer system.-City staff will self evaluate utilizing the Trimble GIS and the camera viewing equipment to determine if this study will need to be completed. Staff intends to use the above referenced equipment in an attempt to avoid hiring an outside consultant.

Source of Funding
 potential¹ in-hand²

- Operating Revenues**
- Tax Increment Revenues**
- Impact Fees**
- Bond/Loan Proceeds**
- Grant**
- Agency:**
 - Application proposed
 - Application submitted
 - Approved, subject to funding
 - Grant awarded
 - Grant accepted
- Other:**
 - Funding proposed
 - Funding committed

¹ Potential = potential source of funding, but not yet secured

² In-hand = funding secured

**CITY OF LAKE WALES
Five Year Capital Improvement Plan
FY 2015/16 - FY 2019/20**

Department: Public Works - Utilities - Wastewater Division **Fund:** 403 Utilities
Project/Item: Master Plan - Wastewater Collection Sys **Function:** 530 Physical Environment
Funding Source: City **Asset Type:** 665 Other Capital

Cost Schedule:

Year	City	County	State	Federal	Other	Total
15/16						0
16/17	75,000					75,000
17/18						0
18/19						0
19/20						0
TOTAL	75,000	0	0	0	0	75,000

Description:

Engineering study to determine the location, method and cost of needed repairs for the older parts of the sewer infrastructure.

Source of Funding

potential¹ in-hand²

Operating Revenues

Tax Increment Revenues

Impact Fees

Bond/Loan Proceeds

Grant

Agency:

Application proposed

Application submitted

Approved, subject to funding

Grant awarded

Grant accepted

Other:

Funding proposed

Funding committed

¹ Potential = potential source of funding, but not yet secured
² In-hand = funding secured

**CITY OF LAKE WALES
Five Year Capital Improvement Plan
FY 2015/16 - FY 2019/20**

Department: Public Works - Utilities - Water Division **Fund:** 403 Utilities
Project/Item: US 27 Vanguard Relocation-Sewer **Function:** 530 Physical Environment
Funding Source: City **Asset Type:** 663 Other Capital

Cost Schedule:

Year	City	County	State	Federal	Other	Total
15/16	175,000					175,000
16/17						0
17/18						0
18/19						0
19/20						0
TOTAL	175,000	0	0	0	0	175,000

Description:

Lower 800' of force main in front of Vanguard School in the DOT right of way.

Source of Funding

potential¹ in-hand²

- Operating Revenues**
 - Tax Increment Revenues**
 - Impact Fees**
 - Bond/Loan Proceeds**
 - Grant**
- Agency:**
- Application proposed
 - Application submitted
 - Approved, subject to funding
 - Grant awarded
 - Grant accepted
 - Other:**
 - Funding proposed
 - Funding committed

¹ Potential = potential source of funding, but not yet secured

² In-hand = funding secured

Public Works/ Facilities Maintenance

5 Year Capital Improvement Plan FY 2015/16 - 2019/20

Department: Support Services/Facilities Maintenance

Type: Buildings

Function: 510 General Government

Description	Dept.	Function Code	Asset Type	Impact Fee Elig.	Grant/Financing	Funding Sources				Fiscal Year			5-YEAR TOTAL		
						City	County	State	Federal	Other	TOTAL	15/16		16/17	17/18
1 Municipal Adm Bldg. - Painting Interior	Fac. Maint.	510	B			41,000						41,000			41,000
2 Municipal Complex Bldgs - Painting Exterior	Fac. Maint.	510	B			180,000						180,000			180,000
3 Municipal Complex Bldgs - A/C Units	Fac. Maint.	510	B			40,000					10,000	10,000	10,000	10,000	40,000
4 Skylight/Roof Repair	Fac. Maint.	510	B			15,000						15,000			15,000
5 Stuart House Improvements	Fac. Maint.	510	B			175,000						175,000			175,000
SUBTOTAL BUILDINGS						451,000					10,000	246,000	10,000	185,000	451,000

Type: Equipment

Function: 510 General Government

Description	Dept.	Function Code	Asset Type	Impact Fee Elig.	Grant/Financing	Funding Sources				Fiscal Year			5-YEAR TOTAL		
						City	County	State	Federal	Other	TOTAL	15/16		16/17	17/18
6 Air Curtain - Municipal Adm Bldg	Fac. Maint.	510	E			3,000						3,000			3,000
7 Carpet - Municipal Adm Bldg	Fac. Maint.	510	E			75,000						75,000			75,000
8 Generator - Emergency Portable	Fac. Maint.	510	E			50,000						50,000			50,000
9 Generator - Municipal Adm Bldg	Fac. Maint.	510	E			75,000						75,000			75,000
10 Pressure Washer/Sidewalk Cleaner	Fac. Maint.	510	E			2,300						2,300			2,300
SUBTOTAL EQUIPMENT						205,300						205,300			205,300

TOTAL DEPARTMENT						656,300					10,000	451,300	10,000	185,000	656,300
-------------------------	--	--	--	--	--	---------	--	--	--	--	--------	---------	--------	---------	---------

**CITY OF LAKE WALES
Five Year Capital Improvement Plan
FY 2015/16 - FY 2019/20**

Department: Facilities Maintenance **Fund:** 001 General Fund
Project/Item: Municipal Adm Bldg. - Painting Interior **Function:** 510 General Government
Funding Source: City **Asset Type:** 662 Buildings

Cost Schedule:

Year	City	County	State	Federal	Other	Total
15/16						0
16/17	41,000					41,000
17/18						0
18/19						0
19/20						0
TOTAL	41,000	0	0	0	0	41,000

Description:

Repainting of interior of Municipal Administration Building originally painted in 1998.

Source of Funding

potential¹ in-hand²

Operating Revenues

Tax Increment Revenues

Impact Fees

Bond/Loan Proceeds

Grant

Agency:

Application proposed

Application submitted

Approved, subject to funding

Grant awarded

Grant accepted

Other:

Funding proposed

Funding committed

¹ Potential = potential source of funding, but not yet secured

² In-hand = funding secured

**CITY OF LAKE WALES
Five Year Capital Improvement Plan
FY 2015/16 - FY 2019/20**

Department: Facilities Maintenance **Fund:** 001 General Fund
Project/Item: Municipal Complex Bldgs - Painting Exterior **Function:** 510 General Government
Funding Source: City **Asset Type:** 662 Buildings

Cost Schedule:

Year	City	County	State	Federal	Other	Total
15/16						0
16/17	180,000					180,000
17/18						0
18/19						0
19/20						0
TOTAL	180,000	0	0	0	0	180,000

Description:

Repainting of exterior of Municipal Administration Building and Fire Station originally painted in 1998-1999.

Source of Funding

potential¹ in-hand²

- Operating Revenues**
 - Tax Increment Revenues**
 - Impact Fees**
 - Bond/Loan Proceeds**
 - Grant**
- Agency:**
- Application proposed
 - Application submitted
 - Approved, subject to funding
 - Grant awarded
 - Grant accepted
- Other:**
- Funding proposed
 - Funding committed

¹ Potential = potential source of funding, but not yet secured
² In-hand = funding secured

**CITY OF LAKE WALES
Five Year Capital Improvement Plan
FY 2015/16 - FY 2019/20**

Department: Facilities Maintenance **Fund:** 001 General Fund
Project/Item: Municipal Complex Bldgs - A/C Units **Function:** 510 General Government
Funding Source: City **Asset Type:** 662 Buildings

Cost Schedule:

Year	City	County	State	Federal	Other	Total
15/16	10,000					10,000
16/17	10,000					10,000
17/18	10,000					10,000
18/19	10,000					10,000
19/20						0
TOTAL	40,000	0	0	0	0	40,000

Description:

Replace A/C unit of Municipal Administration Building. This unit was originally installed when the building was constructed.

Source of Funding

potential¹ in-hand²

- Operating Revenues**
 Tax Increment Revenues
 Impact Fees
 Bond/Loan Proceeds
 Grant

Agency:

- Application proposed
 Application submitted
 Approved, subject to funding
 Grant awarded
 Grant accepted

Other:

- Funding proposed
 Funding committed

¹ Potential = potential source of funding, but not yet secured
² In-hand = funding secured

**CITY OF LAKE WALES
Five Year Capital Improvement Plan
FY 2015/16 - FY 2019/20**

Department: Facilities Maintenance **Fund:** 001 General Fund
Project/Item: Skylight/Roof Repair **Function:** 510 General Government
Funding Source: City **Asset Type:** 662 Buildings

Cost Schedule:

Year	City	County	State	Federal	Other	Total
15/16						0
16/17	15,000					15,000
17/18						0
18/19						0
19/20						0
TOTAL	15,000	0	0	0	0	15,000

Description:

Skylight/Roofing repairs are needed at the CSX facility. The skylight is glass and periodically rocks are thrown thru the glass. Staff recommends removal of the skylight and roofing over.

Source of Funding

potential¹ in-hand²

- Operating Revenues**
 - Tax Increment Revenues**
 - Impact Fees**
 - Bond/Loan Proceeds**
 - Grant**
- Agency:**
- Application proposed
 - Application submitted
 - Approved, subject to funding
 - Grant awarded
 - Grant accepted
- Other:**
- Funding proposed
 - Funding committed

¹ Potential = potential source of funding, but not yet secured

² In-hand = funding secured

**CITY OF LAKE WALES
Five Year Capital Improvement Plan
FY 2015/16 - FY 2019/20**

Department: Facilities Maintenance **Fund:** 001 General Fund
Project/Item: Stuart House Improvements **Function:** 510 General Government
Funding Source: City **Asset Type:** 662 Buildings

Cost Schedule:

Year	City	County	State	Federal	Other	Total
15/16						0
16/17						0
17/18						0
18/19	175,000					175,000
19/20						0
TOTAL	175,000	0	0	0	0	175,000

Description:

ADA ramp replacement, exterior/interior painting, a new roof, plumbing, electrical and flooring replacements are needed to rehabilitate this aging facility.

Source of Funding

potential¹ in-hand²

- Operating Revenues**
- Tax Increment Revenues**
- Impact Fees**
- Bond/Loan Proceeds**
- Grant**

Agency:

- Application proposed
- Application submitted
- Approved, subject to funding
- Grant awarded
- Grant accepted

Other:

- Funding proposed
- Funding committed

¹ Potential = potential source of funding, but not yet secured
² In-hand = funding secured

CITY OF LAKE WALES
Five Year Capital Improvement Plan
FY 2015/16 - FY 2019/20

Department: Facilities Maintenance **Fund:** 001 General Fund

Project/Item: Air Curtain - Municipal Adm Bldg **Function:** 510 General Government

Funding Source: City **Asset Type:** 664 Equipment

Cost Schedule:

Year	City	County	State	Federal	Other	Total
15/16						0
16/17	3,000					3,000
17/18						0
18/19						0
19/20						0
TOTAL	3,000	0	0	0	0	3,000

Description:

Installation of an air curtain at entrance of Municipal Administration Building to improve energy efficiency and reduce cold air intrusion into lobby during cold months.

Source of Funding

potential¹ in-hand²

- Operating Revenues**
 - Tax Increment Revenues**
 - Impact Fees**
 - Financed/Leased**
 - Grant**
- Agency:**
- Application proposed
 - Application submitted
 - Approved, subject to funding
 - Grant awarded
 - Grant accepted
- Other:**
- Funding proposed
 - Funding committed

¹ Potential = potential source of funding, but not yet secured
² In-hand = funding secured

CITY OF LAKE WALES
Five Year Capital Improvement Plan
FY 2015/16 - FY 2019/20

Department: Facilities Maintenance **Fund:** 001 General Fund

Project/Item: Carpet - Municipal Adm Bldg **Function:** 510 General Government

Funding Source: City **Asset Type:** 664 Equipment

Cost Schedule:

Year	City	County	State	Federal	Other	Total
15/16						0
16/17	75,000					75,000
17/18						0
18/19						0
19/20						0
TOTAL	75,000	0	0	0	0	75,000

Description:

Replacement of carpet in Municipal Administration Building. Existing carpet was installed in 1998.

Source of Funding

potential¹ in-hand²

Operating Revenues

Tax Increment Revenues

Impact Fees

Financed/Leased

Grant

Agency:

Application proposed

Application submitted

Approved, subject to funding

Grant awarded

Grant accepted

Other:

Funding proposed

Funding committed

¹ Potential = potential source of funding, but not yet secured

² In-hand = funding secured

CITY OF LAKE WALES
Five Year Capital Improvement Plan
FY 2015/16 - FY 2019/20

Department: Facilities Maintenance Fund: 001 General Fund
Project/Item: Generator - Emergency Portable Function: 510 General Government
Funding Source: City Asset Type: 664 Equipment

Cost Schedule:

Year	City	County	State	Federal	Other	Total
15/16						0
16/17	50,000					50,000
17/18						0
18/19						0
19/20						0
TOTAL	50,000	0	0	0	0	50,000

Description:

Purchase of a portable emergency generator that will be used to provide electrical service to the Austin Community Center or other city facilities on an emergency basis. Field personnel will operate out of the Austin Center during emergency operations.

Source of Funding

potential¹ in-hand²

Operating Revenues

Tax Increment Revenues

Impact Fees

Financed/Leased

Grant

Agency:

Application proposed

Application submitted

Approved, subject to funding

Grant awarded

Grant accepted

Other:

Funding proposed

Funding committed

¹ Potential = potential source of funding, but not yet secured

² In-hand = funding secured

CITY OF LAKE WALES
Five Year Capital Improvement Plan
FY 2015/16 - FY 2019/20

Department: Facilities Maintenance Fund: 001 General Fund

Project/Item: Generator - Municipal Adm Bldg Function: 510 General Government

Funding Source: City Asset Type: 664 Equipment

Cost Schedule:

Year	City	County	State	Federal	Other	Total
15/16						0
16/17	75,000					75,000
17/18						0
18/19						0
19/20						0
TOTAL	75,000	0	0	0	0	75,000

Description:

Purchase of a generator that will be used to provide electrical service to the Municipal Administration Building on an emergency basis. Additionally, the administration will benefit throughout the year as power outages are common. The electricity produced by the generator will allow the employees to continue working during a power outage scenario.

Source of Funding

potential¹ in-hand²

Operating Revenues

Tax Increment Revenues

Impact Fees

Financed/Leased

Grant

Agency:

Application proposed

Application submitted

Approved, subject to funding

Grant awarded

Grant accepted

Other:

Funding proposed

Funding committed

¹ Potential = potential source of funding, but not yet secured

² In-hand = funding secured

**CITY OF LAKE WALES
Five Year Capital Improvement Plan
FY 2015/16 - FY 2019/20**

Department: Facilities Maintenance **Fund:** 001 General Fund

Project/Item: Pressure Washer/Sidewalk Cleaner **Function:** 510 General Government

Funding Source: City **Asset Type:** 664 Equipment

Cost Schedule:

Year	City	County	State	Federal	Other	Total
15/16						0
16/17	2,300					2,300
17/18						0
18/19						0
19/20						0
TOTAL	2,300	0	0	0	0	2,300

Description:

A new pressure washer and sidewalk cleaner is needed to clean the sidewalks at City Facilities

Source of Funding

potential¹ in-hand²

Operating Revenues

Tax Increment Revenues

Impact Fees

Financed/Leased

Grant

Agency:

Application proposed

Application submitted

Approved, subject to funding

Grant awarded

Grant accepted

Other:

Funding proposed

Funding committed

¹ Potential = potential source of funding, but not yet secured

² In-hand = funding secured

